

WAUPACA COUNTY FAIR JUNIOR CLASS PREMIUM BOOK

ATTENTION

This premium book is for the years 2011 and 2012. The book will only be printed every other year. This book must be saved and used for 2011 and 2012. There will be a fee of \$5.00 for a replacement book. The fair will produce an addendum if necessary for 2012, which will be posted on our web site at: www.waupacacountyfair.org

INDEX

Animal and Veterinary Science	20
Animal Health	2
Beef Cattle	9
Booths	40
Cats	21
Clothing	35
Cloverbuds	42
Communications	40
Computers	30
Dairy Cattle	8
Dogs	19
Domesticated Exotic Animals	21
Electricity	32
Exploring	26
Family and Child Development	40
Flowers and Houseplants	23
Foods and Nutrition	33
Goats	13
Health and Citizenship	41
Home Environment	39
Horses and Ponies	14
Junior Department Premium List - Rules	1
Junior Department Premium List	5
Knitting and Crocheting	38
Mechanical Projects	32
National Show Ring Code of Ethics	4
Naturespace	25
Photography	30
Plants and Soil Science	22
Poultry	16
Rabbits	18
Sheep	12
Swine	11
Visual Arts	27
Waupaca County Fair Regulations	1
Woodworking	31
Youth Leadership	41
Animal Check In Form	Appendix
Lil' Shaver Show Buds Calf	Appendix
Lil' Shaver Show Buds Sheep	Appendix
Lil' Shaver Show Buds Pig	Appendix
Lil' Shaver Show Buds Goat	Appendix
Lil' Shaver Show Buds Chicken/Rabbit	Appendix

WAUPACA COUNTY FAIR REGULATIONS

Premium Regulations for State Aid are governed by the Waupaca County Fair Board in compliance with the rule set forth by Chapter ATPC. 160 Wisconsin Department of Agriculture: County and District Fairs. If there is elimination or reduction of state aid, there may be adjustments to premiums, gate passes or the addition of stall fees.

GENERAL NOTICES

The Waupaca County Fair Board has adopted a policy stating there shall be no euthanizing or butchering of large animals, small animals or poultry on the grounds at the time of the Waupaca County Fair. **NO ALCOHOL CARRY-INS ALLOWED.** For the safety of all fair attendees and fair animals there will be no barbecue grills or fire pits allowed in or near the barns or youth building.

Tents or canopies are not allowed to be put up by Open Class or Junior Fair exhibitors.

No water hoses or pressurized drinking cups will be allowed in the barn.

No smoking allowed in the grandstand or any enclosed structure.

SPECIAL NOTICE

To All Exhibitors and Visitors at the Waupaca County Fair

All persons are notified that the fairgrounds are county property and any individuals detected or known to have damaged locks or broken open any buildings, removed boards from the enclosure or in any other way trespassed upon or injured the property of the county, will be prosecuted to the full extent of the law (Sec. 442 W.S. 1898). Section 4571: "Any person who shall willfully and without right enter any agricultural or industrial fairgrounds, which are duly enclosed by a fence, not less than six feet high, during any fair or exhibition, by climbing over or passing through or under such fence, or by using the ticket or badge of some other person in any way, shall be punished by a fine not exceeding fifty dollars." **The Fair Board reserves the right to interpret rules as needed.**

FIRE AND POLICE PROTECTION

The grounds of the Association are located about a half-mile distance from the principal fire station of the City of Weyauwega, and every precaution will be taken to prevent conflagration. A strong police and detective force will be on duty day and night to guard the interests of the exhibitors and patrons of the fair, but the Association will not assume any responsibility or pay for any losses or damage from fire, theft or violence. Exhibitors must take their own risk. Policemen will be sworn in as conservators of the peace, and it shall be their duty to arrest any person creating any disorder or violating any rules of the state.

The board of directors of the Waupaca County Fair Association will take every precautionary measure in its power for preservation of the articles and stock on exhibition. **But the Association will not be responsible for any loss that may occur!**

ADMISSION

Season tickets may be purchased at the Secretary's office or at the Main Gate.

Season tickets (not transferable) with privilege of passing in and out of grounds \$18 Advance, \$20 at Gate

General Admission

\$6.00 incl. tax Children 11 Years and Under. .FREE

Friday is Senior Citizens Day: \$3.00 per Senior Citizen until 3:00 p.m. All others pay General Admission price.

Thursday is Veterans Day: \$3.00 entrance for veterans and spouses of veterans if ticket is purchased prior to the start of the fair.

Junior Fair Exhibitor Entry Fee: \$3.00 for less than 50 items. (Due with entry form) \$5.00 for 50 to 100 items \$10.00 for over 100 entries (Due with entry form).

Any vehicle that makes deliveries on the fairgrounds must leave after delivery and park in specified parking areas by 11 am.

Members are not entitled to the privilege of running automobiles on

or off the fairgrounds for the purpose of conveying people or supplies without paying the regular fee charged non-members Single admission tickets will be on sale each day of the fair. Season tickets may be purchased from the Manager any time after August 1, and at the fairgrounds during the fair. Transfer or loan of season tickets, checks or badges will be considered fraud upon the association.

INFORMATION FOR OPEN CLASS EXHIBITORS Ag. 5.04 **Remember, this is your Fair, Waupaca County's Fair,** and your suggestion or honest criticism will be welcomed.

No premiums will be paid on any articles not listed herein.

All bills and claims (exclusive of premiums) must be presented to the Secretary by October 21 following the fair. No payments will be made before that time. Please do not ask the Secretary for a check before that time. After October 21, checks will be mailed from the Secretary's office.

Labor and other accounts: The same rule will apply to other accounts payable. If, after October 21, it appears that revenue received was insufficient to make full payments on accounts due, right is reserved to make prorated payments. All Junior Fair animal regulations apply to Open Class.

ANIMAL HEALTH

WAUPACA COUNTY FAIR ANIMAL HEALTH RULES AND REGULATIONS SUMMARY

If a fair or livestock exhibition lasts more than 24 hours the sponsors shall appoint a licensed Veterinarian to conduct a daily inspection of all livestock at the fair or exhibition. The Veterinarian shall review all records and test results required under ATPC 10.87. If a fair or exhibition lasts less than 24 hours, all records or test results required by ATPC 10.87 shall be reviewed by a licensed Veterinarian or by the show chairperson. Records shall include exhibitors name and address, identification of animals exhibited including number, type and description, documentation to show compliance with disease testing and other health requirements, and the livestock premises code, if any, of the premises from which the animals originate.

This is a summary of DATCP animal health requirements for fairs and exhibition only. These requirements may change due to animal disease emergence in Wisconsin or other states, for example vesicular stomatitis in the western states. It is always advisable to check with the **Wisconsin Division of Animal Health** website for current import requirements when planning to exhibit animals from outside the state of Wisconsin

http://datcp.wi.gov/animals/animal_movement/index.aspx You may also call (608-224-4874) for the import requirements. **Animals meeting exhibition requirements may not meet all import or movement requirements for other purposes**

The fair and WDATCP have the right to make such tests and examinations as may be necessary to determine the disease status of any animal exhibited and to exclude or remove any animal afflicted with or suspected of being afflicted with a contagious or infectious disease. If at any time any animal shows evidence of a contagious or infectious disease, it shall be immediately removed from the exhibit and slaughtered or quarantined as directed by the Department.

■ CATTLE AND BISON —

Cattle affected with ringworm, warts, mange or scab may not be exhibited, unless the Veterinarian in charge determines the ringworm lesions or warts are inactive and incapable of transmitting the disease. Any cattle found with ringworm, warts, mange or scab that are active shall be removed from the premises of the fair or exhibition.

Cattle originating from within Wisconsin

There are no test or health document requirements for Wisconsin cattle. However, fair management is responsible for maintaining records for 5 years of persons who have exhibited at the fair, the livestock premises code, if any, and the identification of animals shown for 5 years. Acceptable forms of animal identification for breeding animals are

- (1) An official metal ear tag,
 - (2) A breed registration number,
 - (3) A breed registration tattoo or
 - (4) Other identification approved by the department.
- For steers, either an official identification as listed for breeding animals or the ear tag applied at weigh-in may be used. Entry blanks submitted and signed by exhibitors, including one of the forms of identification listed above will fulfill the exhibitor requirements.

Cattle originating from outside Wisconsin

A certificate of veterinary inspection shall accompany all cattle documenting animal identification (see above) and all tests or certifications required. Animals must meet normal Wisconsin requirements for interstate movement.

The Wisconsin Division of Animal Health website has current import requirements for cattle originating from other states: http://datcp.wi.gov/animals/animal_movement/cattle_bison/index.aspx

Steers are exempt from any Brucellosis test requirement.

Cattle from Brucellosis Certified Free herds in Class A states may enter Wisconsin without a prior brucellosis test if the certified herd number and the last test date appear on the certificate of veterinary inspection.

All cattle originating from Modified Accredited Advanced states or states that Wisconsin treats as MAA because of diagnosed cases of bovine tuberculosis; shall have a negative tuberculosis test within 60 days of import. Call the Division of Animal Health for a current listing of these states.

Cattle imported from states not recognizing Wisconsin's Tuberculosis Free status shall be required to have a negative Tuberculosis test for cattle within 60 days of import. Call the Division of Animal Health for a list of these states or review the department's Web site at http://datcp.wi.gov/animals/animal_movement/cattle_bison/index.aspx

Cattle originating from Tuberculosis Accredited Free herds (**except Michigan**) may enter without a prior tuberculosis test if the accredited herd number appears on the certificate.

Cattle originating from Modified Accredited states (**Michigan** or other states that have areas or zones classified as Modified Accredited) must have an import permit number, a certificate of veterinary inspection which includes a statement that the cattle will be returning to the state of origin directly after the fair or exhibition, and documentation of the special tuberculosis testing: Each animal attending a fair must have a negative individual TB test within 60 days of the date of import, and the herd the animal comes from must have a negative whole-herd TB test (for animals one year and older) within 12 months of the date of import. Exhibitors should contact the Division of Animal Health at 608-224-4874, well in advance of the fair or exhibition, to determine any changes in the testing requirements. Animals for exhibition from Modified Accredited states are required to return directly to the state origin after exhibition.

Cattle from Canada may be exhibited in Wisconsin if they meet current federal requirements to cross the international border

■ SWINE —

Swine originating from within Wisconsin

All swine shall be accompanied by a Wisconsin intrastate movement certificate stating that the herd of origin has been inspected on the farm within 30 days prior to the fair or exhibition and no apparent disease has been present in the herd for the past 30 days. The certificate must also include all required test documentation.

Swine originating from outside Wisconsin

All swine shall originate from a state classified as Pseudorabies Stage V and be accompanied by a certificate of veterinary inspection

including official identification and a statement that no Pseudorabies vaccine has been administered to the swine

The Wisconsin Division of Animal Health website has current import requirements for swine originating from other states:

http://datcp.wi.gov/animals/animal_movement/swine/index.aspx

If the state of origin is not Pseudorabies Stage V, all swine shall have a negative Pseudorabies test within 30 days of arrival at the fair or exhibition or originate from a qualified-negative Pseudorabies herd that is qualified by testing 7% of the herd each month, or originate from a commercial swine herd in a state classified as Stage IV or V. The date of the last monthly test must be included on the certificate.

■ SHEEP —

Sheep originating from within Wisconsin

Sexually-intact sheep of any age, and all other sheep 12 months of age and older must be identified with official Scrapie ear tags or other official individual identification. Sexually intact sheep exposed to scrapie will not be allowed to attend the fair or exhibition.

Sheep originating from outside Wisconsin

The Wisconsin Division of Animal Health website has current import requirements for sheep originating from other states:

http://datcp.wi.gov/animals/animal_movement/sheep_goats/index.aspx

All sheep shall be accompanied by a certificate of veterinary inspection. All sheep must be identified with official scrapie ear tags or other official individual identification. Sheep exposed to scrapie will not be allowed to enter Wisconsin.

■ GOATS —

Goats originating from within Wisconsin

Sexually-intact goats of any age, and all other goats 12 months of age and older, must be identified with official scrapie ear tags or other official individual identification. Sexually intact goats exposed to scrapie will not be allowed to attend the fair or exhibition.

Goats originating from outside Wisconsin

The Wisconsin Division of Animal Health website has current import requirements for goats originating from other states:

http://datcp.wi.gov/animals/animal_movement/sheep_goats/index.aspx

All goats shall be accompanied by a certificate of veterinary inspection. All goats must be identified with official scrapie ear tags or other official individual identification. Goats exposed to scrapie will not be allowed to enter Wisconsin.

Goats originating from Modified Accredited states (**Michigan**) must have an import permit number, a certificate of veterinary inspection which includes a statement that the goats will be returning to the state of origin directly after the fair or exhibition, and documentation of the special tuberculosis testing: Each animal attending a fair or exhibition must have a negative individual TB test within 60 days of the date of import and the herd the animal comes from must have a negative whole-herd TB test (for animals one year and older) within 12 months of the date of import. Exhibitors should contact the Division of Animal Health at 608-224-4874, well in advance of the fair or exhibition, to determine any changes in the testing requirements. Animals from Modified Accredited states are required to return directly to the state of origin after the fair or exhibition concludes.

■ EQUINE —

Equine animals originating from within Wisconsin

All equine animals shall be accompanied by official documentation of a negative EIA test conducted within the current calendar year and which clearly identifies the equine by registration number, lip tattoos or freeze brand, or a complete description of the equine. Documentation must either be an original test report VS 10-11, a USDA approved electronic test from, a Global Vet Link (GVL)

equine infectious anemia test electronic form, or a certificate of veterinary inspection with the negative EIA results listed.

Equine animals originating from outside Wisconsin

The Wisconsin Division of Animal Health website has current import requirements for horses and other equines originating from other states:

http://datcp.wi.gov/animals/animal_movement/horses/index.aspx

All equine animals shall be accompanied by a certificate of veterinary inspection (CVI) and have been tested negative for equine infectious anemia (EIA) within the current calendar year. The certificate must clearly identify the equine by a registration number, lip tattoo or freeze brand, or a complete description of the equine animal. Equines from Minnesota are exempt from the CVI requirement if all of the following apply:

- 1) Ownership does not change while the animal is in this state;
- 2) The animal remains in this state for no more than 7 days; and
- 3) The animal is accompanied by a report of a negative equine infectious anemia test from the current calendar year

■ LLAMAS AND EXOTIC RUMINANTS —

Llamas, Alpacas, and Exotic Ruminants originating from within Wisconsin

There are no requirements.

Llamas and Alpacas originating from outside Wisconsin

The Wisconsin Division of Animal Health website has current import requirements for llamas and alpacas originating from other states:

http://datcp.wi.gov/animals/animal_movement/llamas_alpacas_guanacos/index.aspx

..All llamas and Alpacas must be accompanied by a certificate of veterinary inspection and have official animal identification.

Exotic Ruminants originating from within Wisconsin

There are no requirements.

Exotic Ruminants originating from outside Wisconsin

The Wisconsin Division of Animal Health website has current import requirements for llamas and alpacas originating from other states:

http://datcp.wi.gov/animals/animal_movement/exotic_ruminants/index.aspx

Exotic ruminants are required to have a written import permit, must be accompanied by a certificate of veterinary inspection, and have official animal identification. A negative tuberculosis test, within 60 days prior to import, and a negative brucellosis test, within 30 days prior to import, shall be recorded on the certificate of veterinary inspection which is faxed to the Division of Animal Health (608-224-4871) prior to the import permit being issued.

■ POULTRY —

Poultry originating from within Wisconsin

All poultry and waterfowl must originate from flocks designated as U.S. Pullorum-typhoid Clean or NPIP Affiliate flock and accompanied by a NPIP certificate or originate from a Wisconsin Tested Flock or Wisconsin Associate Flock and be accompanied by an enrollment certificate provided by the department certifying that they are a Wisconsin Tested Flock or Wisconsin Associate Flock. Sexually mature birds that do not meet these requirements may qualify with documentation of a negative test for Pullorum-typhoid (and Mycoplasma gallisepticum for turkeys) conducted within 90 days prior to arrival at the show or exhibition, and be individually identified with a wing band or leg band. Turkeys, except those going directly to slaughter from the show or exhibition, may not be commingled with other poultry. This may be accomplished by separate housing or controlling the air flow or placement and spacing to prevent movement of M. gallisepticum from other poultry to the turkeys. The show or exhibition veterinarian should make this decision.

Poultry originating from outside Wisconsin

The Wisconsin Division of Animal Health website has current import requirements for poultry originating from other states:

http://datcp.wi.gov/animals/animal_movement/poultry/index.aspx

All poultry and game birds entering Wisconsin must originate from flocks that are enrolled in the National Poultry Improvement Plan (NPIP) or an equivalent program in the state of origin. The birds must be accompanied by a certificate of veterinary inspection or equivalent and it must state that the poultry and game birds originate from flocks that are classified U.S. Pullorum typhoid-clean under MPIP or an equivalent program in the state of origin. Sexually mature birds that do not meet these requirements may qualify with documentation of a negative test for Pullorum-typhoid (and Mycoplasma gallisepticum for turkeys) conducted within 90 days prior to arrival at the show or exhibition, and be individually identified with a wing band or leg band. Turkeys, except those going directly to slaughter from the show or exhibition, may not be commingled with other poultry. This may be accomplished by separate housing or controlling the air flow or placement and spacing to prevent movement of M.gallisepticum from other poultry to the turkeys. The show or exhibition veterinarian should make this decision.

■ CERVIDAE —

The Wisconsin Division of Animal Health website has current movement requirements for cervidae originating from within Wisconsin and from other states:

http://datcp.wi.gov/animals/animal_movement/deer_elk/index.aspx

Cervidae originating from within Wisconsin

All Cervidae must be officially identified, be accompanied by a certificate of veterinary inspection, be enrolled in a CWD monitoring program meeting the requirements of ATCP 10.56 and originate from an accredited TB-free herd, qualified TB-free herd, monitored herd-tested within 90 days of movement, or the farm-raised deer is tested negative on two single cervical tuberculin tests conducted 90 to 270 days apart, isolated and the second test within 90 days of the date of movement.

Cervidae originating from outside Wisconsin

All Cervidae must have a pre-entry import permit number from the department and approved by the State Veterinarian (phone: 608-224-4886), official identification, a certificate of veterinary inspection, and meet Wisconsin requirements for interstate movement (ATCP 10.55). Cervidae originating from Michigan must have an import permit number and require special tuberculosis testing. Exhibitors should contact the Division of Animal Health at 608-224-4886 well in advance of the fair or exhibition to determine their testing requirements.

■ DOGS AND DOMESTIC CATS —

Dogs and cats originating from within Wisconsin (privately-owned)

Dogs over 5 months of age must have proof of current rabies vaccination.

Dogs and cats originating from outside Wisconsin (privately-owned)

The Wisconsin Division of Animal Health website has current import requirements for privately-owned dogs and domestic cats originating from other states:

http://datcp.wi.gov/animals/animal_movement/household_pets/index.aspx

All dogs and domestic cats shall be accompanied by a certificate of veterinary inspection and have proof of a current rabies vaccination if the dog or cat is five months old or older. See ATCP 10.80 for specific vaccination information.

■ **OTHER SMALL ANIMALS (RABBITS, GUINEA PIGS, ETC) —**

Small animals originating from within Wisconsin (privately-owned)

There are no requirements

Small animals originating from outside Wisconsin (privately-owned)

The Wisconsin Division of Animal Health website has current import requirements for privately-owned small animals originating from other states:

http://datcp.wi.gov/animals/animal_movement/household_pets/index.aspx

All small animals shall be accompanied by a certificate of veterinary inspection. Privately-owned animals that are participating in competitions, as opposed to performing and menagerie animals do not need an import permit. There are no testing or vaccination requirements.

■ **CIRCUS, RODEO, RACING & MENAGERIE ANIMALS — Circus/rodeo/racing/menagerie animals originating from within Wisconsin**

Animals must meet vaccination and testing requirements for their species. Please see the in-state sections from the appropriate species. Please note: Local jurisdictions may have additional requirements or restrictions.

Circus/rodeo/racing/menagerie animals originating from outside Wisconsin

The Wisconsin Division of Animal Health website has a page on how to import circus, rodeo, and menagerie animals from other states:

http://datcp.wi.gov/animals/animal_movement/circuses_rodos/index.aspx

Except as noted, all shall have an import permit from the department. The exceptions are single-species menageries of animals that otherwise do not require an import permit: examples include, but are not limited to, pony rides, racing pigs, and performing dogs. Also, horses owned by individual rodeo participants do not need an import permit. All animals shall be isolated from all non-circus, non-rodeo, and non-menagerie animals at the fair or exhibition. They must meet current import requirements. Phone 608-224-4874 for a permit application. Show and exhibition managers: Please note that this requirement applies to all animals belonging to midway attractions and rodeos.

ADVISORY FOR HOUSING NON-TRADITIONAL LIVESTOCK AND FOR MANAGEMENT OF OTHER ANIMALS WHILE THE FAIR IS UNDERWAY:

The Department makes the following recommendations, but these are not required by statute or administrative rule:

1. Exotic camelids (llamas, vicuñas, alpacas, and guanacos), other exotic ruminants and cervidae are not housed with domestic cattle.
2. Ratites (ostriches, emus, rheas, and cassowaries) should not be housed with domestic poultry.
3. Small ruminants (especially sheep) should not be housed with domestic cattle.
4. Swine should not be housed with other mammalian species.
5. Since Bovine viral diarrhea (BVD) is an infectious disease of cattle that can spread rapidly under the conditions of a fair or exhibition, The Department strongly recommends that all breeding cattle exhibited at Wisconsin fairs or exhibitions be properly vaccinated against BVD at least 30 days prior to the event. Exhibitors should consult with their veterinarians regarding the proper choice of vaccine and the correct schedule for its administration.
6. Cattle should test negative for BVD-PI by immunoperoxidase test and negative for Johne's disease by the ELISA test.
7. Common watering and feeding troughs should not be used.

8. All vehicles used to transport animals to and from the fair or exhibition, or used at the fair or exhibition, should be cleaned and disinfected prior to and after use for this purpose.

9. All animals found to be afflicted with a contagious or infectious disease must be promptly removed from the premises.

10. Provide hand wash stations near all livestock facilities.

11. All fair or exhibition livestock entry forms should have a space for the Premises Registration Code.

NATIONAL SHOW RING CODE OF ETHICS

The Waupaca County Fair requires that all animal exhibitors comply with the International Association of Fairs and Expositions (IAFE) National Show Ring Code of Ethics. All animal exhibitors, including a parent or guardian of Junior Fair exhibitors, sign the IAFE Exhibitor Entry Statement (included with the entry materials) indicating they have read and understand, consent to, and agree to abide by the following:

IAFE (International Association Of Fairs And Expositions) National Code Of Show Ring Ethics

Exhibitors of animals at the Waupaca County Fair shall at all times deport themselves with honesty and good sportsmanship. Their conduct in this competitive environment shall always reflect the highest standards of honor and dignity to promote the advancement of agriculture education. This code applies to junior as well as open class exhibitors who compete in structured classes of competition. This code applies to all animals offered in any event at the fair.

All leaders working with junior exhibitors are under an affirmative responsibility to do more than avoid improper conduct or questionable acts. Their moral values must be so certain and positive that those younger and more pliable will be influenced by their fine examples. Owners, exhibitors, fitters, trainers and absolutely responsible persons who violate the code of ethics will forfeit premiums, awards and auction proceeds and shall be prohibited from future exhibition. Exhibitors who violate this code of ethics demean the integrity of all animal exhibitors and should be prohibited from competition at all shows in the United States and Canada.

The following is a list of guidelines for all animal exhibitors in competitive events:

1. All exhibitors must present, upon request of fair officials, proof of ownership, length of ownership and age of all animals entered. Misrepresentation of ownership, age, or any other facts relating thereto is prohibited.
2. Owners, exhibitors, fitters, trainers, or absolutely responsible persons shall provide animal health certificates from licensed veterinarians upon request by fair officials.
3. Exhibitors are expected to care for and groom their animals while at the fair.
4. Animals shall be presented to show events where they will enter the food chain free of drugs. The act of entering an animal is the giving of consent by the owner, exhibitor, fitter, trainer and/or absolutely responsible person for show management to obtain specimens of urine, saliva, blood, or other substances from the animal to be used in testing. Animals not entered in an event which culminates with the animal entering the food chain shall not be administered drugs other than in accordance with applicable federal, state and provincial statutes, regulations and rules. Animals shall not be exhibited if the drug administered in accordance with federal, state and provincial statutes, regulations and rules affect the animal's performance or appearance at the event. If the laboratory report on the chemical analysis of saliva, urine, blood, or other sample taken from the animal indicates the presence of forbidden drugs or medication, this shall be prima facie evidence such substance has been administered to the animal either internally or externally. It is presumed that the sample of urine,

saliva, blood, or other substance tested by the approved laboratory to which it is sent is the one taken from the animal in question, its integrity is preserved and all procedures of said collection and preservation, transfer to the laboratory and analysis of the sample are correct and accurate and the report received from the laboratory pertains to the sample taken from the animal in question and correctly reflects the condition of the animal at the time the sample was taken, with the burden on the owner, exhibitor, fitter, trainer, or absolutely responsible person to prove otherwise at any hearing in regard to the matter conducted by the fair. At any time after an animal arrives at the fair, all treatments involving the use of drugs and/or medications shall be administered by a licensed veterinarian.

5. Any surgical procedure or injection of any foreign substance (irritant, counterirritant, or similar substance) which could affect the animal's performance or alter its natural contour, conformation, or appearance, except external applications of substances to the hoofs or horns of animals which affect appearance only and except for surgical procedures performed by a duly licensed veterinarian for the sole purpose of protecting the health of the animal, is prohibited.

6. The use of showing and/or handling practices or devices such as striking animals to cause swelling, using electrical contrivance, icing, or other similar practices are not acceptable and are prohibited.

7. Direct criticism or interference with the judge, fair or show management, other exhibitors, breed representatives, or show officials before, during or after the competitive event is prohibited. In the furtherance of their official duty, all judges, fair and show management, or other show officials shall be treated with courtesy, cooperation and respect and no person shall direct abusive or threatening conduct toward them.

8. No owner, exhibitor, fitter, trainer, or absolutely responsible person shall conspire with another person or persons to intentionally violate this code of ethics or knowingly contribute or cooperate with another person or persons either by affirmative action or inaction to violate this code of ethics. Violation of this rule shall subject such individual to disciplinary action to be determined by the fair board.

9. The application of this code of ethics provides for absolute responsibility for an animal's condition by an owner, exhibitor, fitter, trainer, or participant whether or not he or she was actually instrumental in or had actual knowledge of the treatment of the animal in contravention of this code of ethics.

10. The act of entering an animal is the giving of consent by the owner, exhibitor, fitter, trainer, or absolutely responsible person to have any disciplinary action taken by the fair against such individuals published in any publication of the International Association of Fairs and Expositions, including Fairs and Expositions and any special notices to members.

11. The act of entering of an animal in a fair or livestock show is the giving of verification by the owner, exhibitor, fitter, trainer, or absolutely responsible person that he or she has read the IAFE National Code of Show Ring Ethics and understands the consequences of any penalties provided for actions prohibited by the code. It is further a consent that any action which contravenes these rules and is also in violation of federal, state, or provincial statutes, regulations, or rules may be released to appropriate law enforcement authorities with jurisdiction over such infraction.

EXHIBITOR ENTRY STATEMENT

I have read and understand, consent to, and agree to abide by the IAFE (International Association of Fairs and Expositions) National Code of Show Ring Ethics as stated in the Fair Premium Book. A separate copy may be obtained on request from the show organizer.

_____ Date: _____
 Exhibitor
 (Owner, exhibitor, fitter, trainer or absolutely responsible person)

 _____ Date: _____ Guardi
 an or Parent of Above Signee

Junior Department Premium List

JUNIOR FAIR ENTRY AND SHOW SCHEDULE

Friday, August 12, 2011 - August 10, 2012

Dog agility judging.....6:30 p.m.

Saturday, August 13, 2011 – August 11, 2012

Dog Show, Waupaca County Fairgrounds..... 8:30 a.m.

Cat & Small Pet Shows (conference judged)..... 9:30 a.m.

Saturday, August 20, 2011 – August 18, 2012

Foods Judging — Manawa School District..... 9:00 a.m.

Wednesday, of the fair

All youth building entries may be entered after 12 noon and must be in place by 7 p.m. Try to arrive prior to 7 p.m. so you have time to check in and find the correct department for judging.

Booths must be in place by noon.

Face-to-Face Judging:

Clothing, Knitting/Crocheting.....	12 noon to 7 p.m.
Cloverbuds.....	12 noon to 7 p.m.
Exploring/Booths/Computers.....	12 noon to 7 p.m.
Family Living.....	12 noon to 7 p.m.
Home Environment.....	12 noon to 7 p.m.
Woodworking.....	12 noon to 7 p.m.
Communications.....	12 noon to 7 p.m.
Youth Leadership/Self-Determined/Health Sciences/ Animal & Vet Science.....	12 noon to 7 p.m.

Thursday, of the fair

Conference Judging:

Visual Arts.....	10:00 a.m.
Photography.....	11:00 a.m.
Plant & Soil Science.....	10:00 a.m.
Flowers/Houseplants & Crops.....	10:00 a.m.
Naturespace.....	10:00 a.m.
Electricity.....	Approx. 2:30 p.m.
Mechanical Projects.....	Approx. 3:00 p.m.
Rabbit Show.....	8:30 a.m.
Poultry Show.....	8:30 a.m.
Swine Show.....	8:00 a.m.
Beef Show.....	12:00 p.m.
Sheep Show.....	2:30 p.m.
Market Goats.....	2:00 p.m.

Friday, of the fair

Horse Show.....8:30 a.m.
 Junior Dairy calf and heifer show (all breeds); 8:30 a.m.
 followed by Open Class DairyAfter Lunch

Saturday, of the fair

Junior Dairy cow show (all breeds);9:00 a.m.
followed by Junior Dairy Showmanship

Goat Show.....11:00 a.m.

YOUTH BUILDING IS OPEN TO THE PUBLIC

Wednesday.....6:00 p.m. - 9:00 p.m.

Thursday.....9:00 a.m. - 9:00 p.m.

Friday.....9:00 a.m. - 10:00 p.m.

Saturday.....10:00 a.m. - 10:00 p.m.

Sunday.....10:00 a.m. - 6:00 p.m.

BARN ARE OPEN TO THE PUBLIC

Wednesday.....6:00 p.m. - 11:00 p.m.

Thursday-Saturday.....8:00 a.m. - 11:00 p.m.

Sunday.....8:00 a.m. - 4:00 p.m.

RULES GOVERNING EXHIBITS AND EXHIBITORS Ag 5.06

County and State Appropriation Payments

1. All entries must be in the University Extension Office no later than the second Tuesday in July of the fair year. No exceptions! There will be no additional entries made at the fair on entry day. Entries may be deleted, but not added. Original entry forms will be kept at the fairgrounds during the fair. If it can be determined that a clerical error was made in processing the entry, the error will be corrected. Mistakes made by the exhibitor on the original entry form will result in that exhibit being shown in the class in which it was entered. The judge has the right to refuse to evaluate the exhibit.

There is a Junior Fair Exhibitor Entry Fee of \$3.00 (up to 50 entries) or \$5.00 (50 -100 entries) or \$10.00 (over 100 entries) per exhibitor that is due with fair entry forms. (Checks made payable to the Waupaca County Fair). Exhibitors 12 and older will still receive a wristband for admission into the fair with entry tags at the time of the fair.

2. All exhibitors in the Junior Fair Division must be members of Waupaca County 4-H, FFA, FHA, Boy Scouts, Girl Scouts or any other recognized youth organization under adult leadership and with an education program approved by the local fair. Exhibits in the Junior Fair must be the result of the exhibitor's effort in the project or projects in which he or she is regularly enrolled and a result of the current year's project work. For example, a 4-H member who is enrolled in small animals and foods can exhibit in those two departments. He or she would not enter an exhibit in vegetables. Projects entered should be completed during the current project year (unless otherwise noted).

3. In the Junior Fair Division, premiums will be paid to exhibitors under 20 years of age on January 1 of the current fair year. Cloverbuds are members in grades K-2 and will receive participation ribbons only. Exhibitors must have been in 3rd grade or above on Jan. 1 of the exhibit year to enter animals in Junior Fair. Exhibitors must have been in 4th grade or above on January 1 to show beef or horses. The local club leader and/or advisor is responsible for exhibitors meeting eligibility rules and regulations for exhibiting.

4. Those participating in the Waupaca County Junior Fair may request reasonable accommodations for disabilities by contacting the UW Extension Office at (715) 258-6230 or 811 Harding Street, Waupaca, WI 54981 in advance of fair events. At least one month in advance is suggested. The participant will be contacted as soon as possible to discuss the request for accommodation and the appropriate county fair officials will be notified of accommodations that have been approved.

5. Direct criticism or interference with the judge, fair or show management, other exhibitors, breed representatives or show officials before, during or after the competitive event is prohibited. In the furtherance of their official duty, all judges, fair and show management, or other show officials, shall be treated with courtesy,

cooperation and respect, and no person shall direct abusive or threatening conduct toward them. Violation of this rule shall subject such individual to disciplinary action.

6. Entries of exhibitors are to be coordinated and supervised by leaders or chapter advisors. Entry forms will be supplied to the adult leaders of all eligible youth organizations, or may be requested from UW-Extension Office, Courthouse, 811 Harding Street, Waupaca, WI 54981.

7. Fair participants will be able to show the same exhibit at more than one county fair, if space is available. Only one premium may be won by an individual in competition for each prize; i.e. an exhibitor cannot enter two exhibits in the same class under two organizations. No animal or article shall be entered in competition for more than one premium except as part of a herd group, carcass class or a performance class.

8. In classes with grade limits of exhibitors, the grade of January 1 of exhibit year is the grade to be considered.

9. All entries are to be checked by the local club leader or advisor and all certified before being sent to the UW-Extension.

10. ENTRY DAY — WEDNESDAY OF FAIR: All Youth Building exhibits must be entered between 12 noon to 7:00 p.m. Livestock must be entered between 7 a.m. and 4:00 p.m. Dairy must be entered between 7 a.m. and 5:30 p.m. ALL ENTRY TAGS NEED TO BE PICKED UP BY 8:00 P.M. IN THE YOUTH BUILDING. This includes tags for classes being judged on Saturday, such as Dairy. No tags will be given out after 8:00 p.m. on entry day.

11. For classes to be judged face-to-face, it is suggested that those with last names A through K come during the first half of the judging time, and L through Z during the latter half. Be sure to make every possible effort to attend the judging so your project work becomes a truly valuable learning experience for you. Your exhibits must be left at the fair to be displayed. If you cannot attend, your project will be judged during the same time face-to-face judging is scheduled. You can be represented if you are unable to attend. Please try to enter all items for a department at one time.

12. Exhibitors must be present to show their own animal at the fair except for extreme circumstances (i.e. medical, death in family or military service).

13. Each exhibitor bears the responsibility of seeing that exhibits shown meet all requirements. Any attempt toward misrepresentation will automatically cancel premium earned.

14. Where exhibit calls for **poster** or **chart**, the size **must** be 14"x22", unless otherwise specified. Where exhibit calls for a **display**, this is not limited to a 14"x22", unless otherwise specified.

15. Any changing of exhibitor's tags will automatically disqualify the exhibit from judging. Any exhibit bearing the incorrect entry tag will not be placed.

16. Each youth organization is limited to only one booth space. Booths must be completed by noon on entry day. Also, all booths must be cleaned up Sunday night prior to leaving the Youth Building, garbage placed outside the building.

17. RELEASE TIMES SUNDAY: All Junior Livestock exhibits will be released at 4:00 p.m. Barn exhibits are not to be taken down before 4:00 p.m. Youth Building exhibits will be released according to the following schedule: Members in the following clubs/chapters will be released at 6:00 p.m.: Sunrise, Crossing Creeks, Woodland Badgers, Twin Grove, Peterson Mill, Clintonville FFA/FHA and Marion FFA/ FHA. All other exhibits will be released at 6:30 p.m. All exhibits must be picked up from the Youth Building by 8:00 p.m.

18. The Danish System of judging will be used in judging exhibits in all classes unless stated otherwise. All prize numbers under Danish will be judged in Blue, Red, White and Pink ribbon groups.

19. No junior fair exhibitors will be allowed to stay overnight at the fairgrounds.

20. The Waupaca County 4-H Leaders' Association, Fair Superintendents and the Waupaca County Fair Association will not be responsible for any loss or damage to exhibits.

21. Exhibitors may not exceed a maximum of six inches for a bedding pack.

22. Shower facilities are available to youth daily between 7 a.m. and 7 p.m. only.

23. No display will be allowed that takes up animal stall space.

24. Power washers at the fair, due to human and animal safety, are not allowed.

25. **ALL** staples must be removed from **ALL** display boards in dairy, beef, swine, sheep, and goat barns.

CONFERENCE JUDGING SYSTEM

Under the Conference Judging System, lot numbers will be judged together within each class. Judges will place articles according to the Danish System and offer general comments. Exhibitors will be notified of the approximate time projects will be judged so comments can be heard.

DANISH SYSTEM

Four group placing's (i.e. Blue, Red, White and Pink ribbon awards) must be awarded in any class. When there are less than 8 exhibitors in the class, there shall not be more than 2 in the first or Blue ribbon group, not more than 4 in the first two groups (Blue plus Red ribbon groups), and not more than 6 in the first three groups (Blue plus Red plus White ribbon groups). The remaining two entries would receive fourth or Pink ribbon placing's. If there are 8 or more entries in the class, there shall not be more than 25% in the first or Blue ribbon group, not more than 50% in the first two groups (Blue plus Red ribbon groups), and not more than 75% in the first three groups (Blue plus Red plus White ribbon groups). Exhibitors in the Youth Building need not be present for the judging except where designated under the individual departments; however, attendance is encouraged during judging in the Youth Building.

FACE-TO-FACE JUDGING SYSTEM

Exhibitors will bring their entries to the Youth Building at the designated time listed under the specific department. They will take their turn and take their entry(s) to the judge. The judge can ask the exhibitors questions about the entries. Each exhibitor will "chat" with the judge no more than 2-3 minutes. The judge will award a ribbon placing to the exhibitor right after the entry is judged. Unlike the Danish System of judging, face-to-face judging is not limited to a specified number of first or Blue ribbon placing's or second or Red ribbon placing's, etc.

JUNIOR FAIR ANIMAL RULES

Junior Fair animal exhibits are subject to all Animal Health Regulations.

1. Entry times and health paper requirements are as follows:

MARKET ANIMALS AND OTHER LIVESTOCK:

All market animals must be weighed, without blankets, **RIGHT OFF THE TRUCK ON ENTRY DAY** between 7:00 a.m. and 4:00 p.m. Animal health papers for livestock exhibits must be handed in at weigh-in or check-in on entry day. Page 15 **DAIRY:** All animals must be entered between 7:00 a.m. and 5:30 p.m. All required health papers will be checked by the Superintendents. **RABBITS & POULTRY:** Must be in the barn by 8 p.m. **HORSES:** Must be in the barn by 7:00 p.m.

2. Premiums will be withheld from exhibitors who do not comply with the barn rules set forth for the department in

which they are exhibiting. The process to enforce barn rules will be as follows:

A. Superintendent will corroborate with someone else (another superintendent, another parent, etc.) to assess the situation.

B. The exhibitor will be contacted (announce to come to the barn, call, etc.) to bring the situation to their attention.

C. If necessary, discuss the situation with the parent(s) and the exhibitor. If unable to reach parent(s), contact the club leader or chapter advisor.

D. If the verbal notice is not effective, a written warning will be given to the exhibitor with a copy to the parent(s) and a copy kept on file.

E. If the situation is not corrected within the time indicated in the written warning, the animals may be removed and the premium will be withheld from the exhibitor.

F. Update a UW-Extension and/or Fair Board Representative of the situation.

3. Each club member must show his/her own livestock in the Showmanship Classes. All showmanship entries are required to be shown by the exhibitor in another class at this year's fair (except where noted in horse and dog departments).

A. At the discretion of the department superintendent, another exhibitor may be designated to assist in showing the animal in the other classes.

4. Junior exhibitors may compete in the Open division in livestock classes. However, they cannot compete with the same animal (beef, dairy, sheep, goats or swine) they entered in the Junior Fair department. If they enter the Open Class, they must comply with all Open Class rules and enter different animals. Likewise, livestock shown in the Junior Fair may not be shown in the Open division by a different exhibitor.

5. No premiums may be awarded for any beef cattle, sheep, goats, swine or horses of the male sex (other than those which have been castrated) exhibited in any class unless the animal is registered with a certificate of registry. Exception: non-registered pygmy goat intact bucks may be shown and receive premium.

6. All animals exhibited in the registered dairy classes must be registered purebred, or identified four generation registry in each respective breed association's herd books. Animals shown in these categories must have official certificates as produced by their respective breed association and such registry certificates must be presented to the superintendent upon arrival of the animal. Holsteins must be a minimum of 87% (RHA) as indicated by their registration certificate.

7. Junior Dairy exhibitors must have initiated animal projects during the current year.

8. No animal, excluding exotic animals, over 6 months of age or over 600 pounds with horns shall be exhibited. Male goats and goats with full, natural horns may not be entered unless full, natural horns are a standard for a specific breed. The eligibility of animals with scurs will be left to the discretion of the fair veterinarian.

9. All animals brought to the fair must be for exhibit only.

10. Female animals in estrus shall be judged separately from the rest of the class they are entered in at the discretion of the superintendent. Female animals in estrus shall not be allowed in any showmanship class. EXCEPTION: If the exhibitors only bovine is in estrus, another junior fair

exhibitor bovine may be shown for showmanship at the superintendents discretion.

11. All goats to be collared and leashed at all times when not confined to stall or pen.
12. No forced filling of any animal of any species will be performed on the fairgrounds without veterinary supervision.
13. No fitting stalls allowed in any aisle in any livestock barn (**outside only.**) Fans are not to block the aisles. 24 inch maximum fan size suggested.
14. Between 6:00 a.m. and 6:00 p.m., deliveries of animal-care needs may be made through the large animal gate (on south side).
15. **ALL CONTAMINATED MILK NOT SUITABLE FOR THE MILK TANK IS THE RESPONSIBILITY OF THE EXHIBITOR AND MUST NOT BE DUMPED OR DISPOSED OF AT THE FAIRGROUNDS.**
16. Barns are open to the public: Wednesday-6:00 p.m. - 11:00 p.m., Thursday-Saturday-8:00 a.m. - 11:00 p.m., Sunday-8:00 a.m. - 4:00 p.m.
17. The Waupaca County Fair Board has adopted a policy stating there shall be no euthanizing or butchering of large animals, small animals, or poultry on the grounds at the time of the Waupaca County Fair.
18. Premises ID information can be found at http://datcp.wi.gov/animals/premises_registration/index.aspx
19. ALL staples must be removed from ALL display boards in dairy, beef, swine, sheep, and goat barns.
20. If any animal dies while at the fair, the animal cannot be removed from the grounds without the fair veterinarian giving permission.

HEALTH PAPERS

All health papers are required. These must be presented to the superintendents and identification must be verified before these animals can be taken into the barns. A SUPERINTENDENT WILL BE ASSIGNED TO EACH BARN FOR THIS PURPOSE. Health papers or animal forms need to match a “visible” ID, tattoo, ear tag, vaccination tag. All classes will have the same premium numbers as those listed below. Be sure to include department number, class letter, premium number and birth date of animal (mo., yr.) for your respective breed.

JUNIOR LIVESTOCK EXHIBITS

General Superintendent GREG BLONDE

DAIRY CATTLE

DEPARTMENT J-1 DAIRY CATTLE

BE SURE YOU UNDERSTAND HEALTH REGULATIONS BEFORE YOU ENTER.
DAIRY BARN RULES:

Premiums will be withheld from exhibitors who do not comply with the barn rules set forth for the department in which they are exhibiting.

- A. The care of bovines is the responsibility of the exhibitor. Bovines should be fed and watered twice a day (more often if the weather demands).
- B. A 6” bedding pack should be kept dry and manure free. All exhibitors are to dispose of manure in the designated receptacles. Morning clean up should be completed by 10:00 a.m.
- C. Keep aisles swept and clean. No fitting stalls allowed in any aisle in any livestock barn (outside only).

- D. Wash areas should be cleaned after use. All hoses and equipment must be properly stored when not in use by owners.
- E. Exhibit should reflect that it has been tended to on a regular basis each day. ALL staples must be removed for ALL display boards in dairy, beef, swine, sheep, and goat barns.
- F. Junior Fair Exhibitors – no farm name on shirts, club shirts ok. All animals exhibited in the registered classes must be registered, and registration papers must be given to superintendent before show day.

All animals shown as grades should resemble their respective breed as to color, size and general type.

There must be a minimum number of six animals in each breed before a Champion will be chosen in that breed.

If there are less than 6 animals, an animal will be selected as a breed representative.

Classes of dairy cattle that have over 35 entries may be divided according to age of animals. Division to be made after entries have been received.

Members may exhibit 6 or fewer animals. NO BULLS.

Project members may also exhibit in Department J-10, Class E, Petless Pet/Animal Project.

AGE CLASSIFICATIONS

- Spring Calf Born on or after March 1 of the exhibit year.
- Winter Calf Born between December 1 of the year preceding the exhibit year and March 1 of the exhibit year.
- Fall Calf . Born between September 1 and December 1 of the year preceding the exhibit year.
- Summer Yearling . Born between June 1 and September 1 of the year preceding the exhibit year.
- Spring Yearling Born between March 1 and June 1 of the year preceding the exhibit year.
- Winter Yearling . . . Born between December 1 of the second year preceding the exhibit year and March 1 of the year preceding the exhibit year.
- Fall Yearling . . . Born between September 1 and December 1 of the second year preceding the exhibit year.
- 2 Year Olds Born between September 1 of the third year preceding the exhibit year and September 1 of the second year preceding the exhibit year, and shall include fall and winter yearlings which have freshened.
- 3, 4, & 5 Year Olds Born prior to September 1 of the third, fourth, or fifth year preceding the exhibit year.

	Blue	Red	White	Pink
1.Grade Spring Calf.....	8.00	7.00	6.00	5.00
2.Reg. Spring Calf.....	9.00	8.00	7.00	5.00
3.Grade Winter Calf.....	8.00	7.00	6.00	5.00
4.Reg. Winter Calf.....	9.00	8.00	7.00	5.00
5.Grade Fall Calf.....	8.00	7.00	6.00	5.00
6.Reg. Fall Calf.....	9.00	8.00	7.00	5.00
7.Grade Summer Yearling.....	8.00	7.00	6.00	5.00
8.Reg. Summer Yearling.....	11.00	9.00	7.00	5.00
9.Grade Spring Yearling.....	8.00	7.00	6.00	5.00
10.Reg. Spring Yearling.....	11.00	9.00	7.00	5.00
11.Grade Winter Yearling.....	8.00	7.00	6.00	5.00
12.Reg. Winter Yearling.....	11.00	9.00	7.00	5.00
13.Grade Fall Yearling.....	8.00	7.00	6.00	5.00
14.Reg. Fall Yearling.....	11.00	9.00	7.00	5.00

***5th grade exhibitors can only bring a cow if she was exhibited in 4th grade as a yearling (3rd & 4th grade exhibitors may not show a

cow). ALL cows must have been exhibitor's calf or yearling project in prior year(s).

15. Grade Cow, 2 years old***	9.00	8.00	7.00	5.00
16. Reg. Cow, 2 years old***	12.00	10.00	8.00	6.00
17. Grade Cow, 3 years old***	9.00	8.00	7.00	5.00
18. Reg. Cow, 3 years old***	12.00	10.00	8.00	6.00
19. Grade Cow, 4 years old***	9.00	8.00	7.00	5.00
20. Reg. Cow, 4 years old***	12.00	10.00	8.00	6.00
21. Grade Cow, 5 years & Over***	9.00	8.00	7.00	5.00
22. Reg. Cow, 5 years & Over***	12.00	10.00	8.00	6.00
23. Grade Dry Cow, Completed a Lactation***	9.00	8.00	7.00	5.00
24. Reg. Dry Cow, Completed a Lactation***	12.00	10.00	8.00	6.00

Dairy Judging Schedule

Friday, 8:30 a.m. - Junior Dairy calf and heifer show (all breeds, lots 1-14); followed by Open Class dairy

Saturday, 9:00 a.m. - Junior Dairy cow show (all breeds, lots 15-24); followed by Junior Dairy Showmanship.

Department J-1, Class A — HOLSTEINS

(A - 1 through A - 24)

Grade and Registered (Registered Holsteins must be a minimum of 87% (RHA))

Department J-1, Class B — GUERNSEYS

(B - 1 through B 4)

Grade and Registered (A registered Guernsey animal must have a white registration certificate recorded as GR on the prefix of the animal name or full herd book status). Must be registered in the herd book as defined by the American Guernsey Cattle Club.

Department J1, Class C — JERSEYS

(C - 1 through C - 25)

Grade and Registered (A registered Jersey animal must have a white registration certificate with green border recorded as GR in front of the name of the animal or full herd book status).

Department J-1, Class D — BROWN SWISS

(D - 1 through D - 25)

Grade and Registered (A registered Brown Swiss must have a six character registration number with a 37 number or a SKPII identity enrollment green certificate).

Department J1, Class E — MILKING SHORTHORNS

(E - 1 through E - 24))

Grade and Registered (A registered milking Shorthorn must have a registry certificate with a six character registration number to have full herd book status).

Department. J-1, Class F AYRSHIRE

(F - 1 through F - 24)

Grade and registered (A registered Ayrshire animal must have stated underneath the heading of the registration certificate purebred or GR. OA and PR animals are not eligible to show registered).

Department. J1, Class G — Any Other Dairy Bred

(G - 1 through G - 24)

Grade and Registered (North American Dairy Breed or Crossbreed registered to their association).

Dept. J-1, Class H — Showmanship Contest

To be judged Saturday.. Open to all exhibitors carrying the dairy project. Both exhibitor and animal will be taken into consideration

by the judges. All exhibitors will automatically be entered in Showmanship. Female animals in estrus shall not be allowed in Showmanship.

PREMIUMS OFFERED

Blue.....	\$3.00	Red.....	2.50
White.....	2.00	Pink.....	1.50

1. Senior Showman — exhibitors in grades 11 and above (and under age 20) as of January 1 of the current fair year.
2. Intermediate Showman — exhibitors in grades 9 & 10 as of January 1.
3. Junior Showman — exhibitors in grades 6, 7 & 8 as of January 1.
4. Beginner Showman — exhibitors in grades 3, 4 & 5 as of Jan 1.

Department J-1, Class I — Club Herd

(4 placing's) -To be judged Saturday 1. Club Herd (4 dairy animals of any breed from a club group by at least 2 different exhibitors Ribbon.

Department J-1, Class J — Herdsman Award

Open to any 4-H Club, FFA Chapter or other organized youth group. All exhibits at the fair will be included. Three classes divided into thirds upon entry day for barn judging.

1. Herdsman Award

Department J-1, Class K — Trophy Classes

Sponsored by Waupaca County Dairy Youth Fair Committee.

1. Dam and Daughter (need not be entered by same exhibitor).
2. Bred and Owned (registered animal must be exhibitor's own animal.)
3. Produce of Dam (registered, 2 animals, any age which are produce of 1 cow)

PRODUCTION AWARDS (2)

Milk Award, and Combined Butterfat and Protein Award:

These trophies will be presented to the top 305-day mature equivalent (305 M.E.) official DHI records for production grade or registered cow exhibited by a Junior Fair exhibitor (grade 5 and above), at the Waupaca County Fair. The record must have been completed within the last 12 months and verified by presenting DHI Lifetime Summary Card or official DHI records. These awards are open to any or all dairy breeds in the Junior Fair classes, and will be presented at the show ring on Saturday.

LIVESTOCK BARN RULES

- A. The care of animals is the responsibility of the exhibitor. Animals should be fed and watered twice a day (more often if the weather demands).
- B. Bedding should be kept dry and manure free. Remove daily as needed. All exhibitors are to dispose of manure in the designated receptacles. Morning cleanup should be completed by 10:00 a.m.
- C. Keep aisles swept and clean. No fitting stalls allowed in any aisle in any livestock barn (outside only).
- D. Wash areas should be cleaned after use. All hoses and equipment must be properly stored when not in use by owners.
- E. Exhibit should reflect that is has been tended to on a regular basis each day.
- F. ALL staples must be removed from ALL display boards in dairy, beef, swine, sheep, and goat barns.

BEEF CATTLE

DEPARTMENT J-2 BEEF CATTLE

Judging Thursday, 12:00 p.m.

**BE SURE YOU UNDERSTAND
HEALTH REGULATIONS BEFORE YOU ENTER**

Base dates for Breeding Classes

Junior Calf.....	Born on or after January 1 of exhibit year (must be 4 months old at fair time).
Senior Calf	Born between September 1 and December 31 of the year preceding exhibit year.
Summer Yearling.....	Born during the period of May 1 to August 31 of year preceding exhibit year.
Junior Yearling	Born during the period of January 1 to April 30 of year preceding exhibit year.
Senior Yearling.....	Born during period of September 1 to December 31 of second year preceding exhibit year.
2 Years Old Or Older	Born prior to September 1 of second year preceding exhibit year.

There must be a minimum number of six animals shown before a Grand Champion will be chosen. Ribbons will be awarded. A member must be at least grade 7 to be eligible to exhibit a bull. Only animals to be shown may be brought to the fair.

Project members may also exhibit in Department J-10, Class E, Petless Pet/Animal project.

BREEDING CLASSES

(Bulls and Heifers Only)

Department J-2, Class A — ANGUS

A-1 through A-8

Department J-2, Class B — HEREFORD

B-1 through B-8

Department J-2, Class C — CHAROLAIS

C-1 through C-8

Department J-2, Class D — ANY OTHER BREEDS

D-1 through D-8

	Blue	Red	White	Pink
1. Junior Heifer Calf.....	9.00	8.00	7.00	5.00
2. Junior Bull Calf.....	9.00	8.00	7.00	5.00
3. Senior Heifer	11.00	9.00	7.00	5.00
4. Senior Bull Calf.....	9.00	8.00	7.00	5.00
5. Summer Yearling Heifer.....	11.00	9.00	7.00	5.00
6. Junior Yearling Heifer.....	9.00	7.00	5.00	3.00
7. Senior Yearling Heifer	9.00	7.00	5.00	3.00
8. Female, 2 Yr Old Or Older	8.00	7.00	6.00	5.00

Department J-2, Class E — Crossbreeds

(Females Only)

	Blue	Red	White	Pink
1. Junior Heifer Calf.....	9.00	8.00	7.00	5.00
2. Senior Heifer	11.00	9.00	7.00	5.00
3. Summer Yearling Heifer.....	11.00	9.00	7.00	5.00
4. Junior Yearling Heifer.....	11.00	9.00	7.00	5.00
5. Senior Yearling Heifer	11.00	9.00	7.00	5.00
6. Female, 2 Yr Old Or Older	8.00	7.00	6.00	5.00

Department J-2, Class F — Beef And Crosses

Steers only in Market classes. Maximum of three entries. Weight classes will be determined after 4 p.m. on entry day. Maximum age: 20 months; must be born on or after January 1 of year preceding exhibit year.

PREMIUMS OFFERED

Blue.....	\$8.00	Red.....	7.00
White.....	6.00	Pink.....	5.00

Lot numbers reflect the number of animals exhibitor will enter in this class.

1. Beef and Crosses (1 animal).
2. Beef and Crosses (2 animals).
3. Beef and Crosses (3 animals).

Department J-2, Class G — Dairy Steers

(Maximum of three entries. Lot numbers reflect the number of animals exhibitor will enter in this class.)

1. Dairy Steers (1 animal).
2. Dairy Steers (2 animals).
3. Dairy Steers (3 animals).

Class F & G Rules:

Members participating in the Market Animal Sale activity must have animals registered by the Market Animal informational meetings in February, identified and weighed by the Market Animal Committee. No animals will be allowed to enter the Market Animal Sale activity after those meetings have passed.

All market livestock animals are eligible to show regardless of their weight, rate of gain or participation in the Market Animal Sale activity. All animals must have permanent identification prior to the fair.

Exhibitors of animals sold in auction will be liable for animals up to the time of delivery to the buyer, which will be release time on Sunday, 4:00 p.m., unless previous arrangements have been made. Market Animal Sale participants MUST follow the printed Market Animal Rules.

All animals must be weighed as soon as they unload from the truck on entry day. Animals arriving at the fair should be reasonably clean. The weigh-in committee or superintendents should not have to handle dirty animals.

Department J-2, Class H — Beef Carcass Class

Grand and Reserve Champion rosettes will be awarded. Entries under this class will be judged using the Danish System. An exhibitor may enter a market beef show at the current fair. Each exhibitor is limited to a single entry in the Carcass Class. Only animals sold at the livestock auction will be eligible for entry in this carcass class. All sale participants will automatically be entered in the carcass class.

PREMIUMS OFFERED

Blue.....	\$6.00	Red.....	5.00
White.....	4.00	Pink.....	3.00

1. Beef Carcass

Department J-2, Class I — Beef Showmanship

All beef cattle exhibitors will automatically be entered in Showmanship.

PREMIUMS OFFERED

Blue.....	\$3.00	Red.....	2.50
White.....	2.00	Pink.....	1.50

1. Senior Showman. (grades 10, 11, 12, 13 as of January 1).
2. Intermediate Showman. (grades 7, 8, 9 as of January 1).
3. Beginner Showman..(grades 4, 5, 6 as of January 1).

Department J-2, Class J — Herdsman Award

Open to any 4-H Club, FFA Chapter or other organized youth group. All exhibits at the fair will be included.

1. Herdsman Award

Department J-2, Class K — Club Herd

(4 Placings)

1. Club Herd (3 beef animals of any breed from a club group by at least 2 different exhibitors.)

Department J-2, Class L — Veal Calf Class

Entries in this class may be dairy or dairy-beef calves which are not over 17 weeks of age. Exhibits shall be entered in one of not more than two weight classes.

PREMIUMS OFFERED

Blue..... \$8.00 Red.....7.00
White..... 6.00 Pink.....5.00

- 1. Veal calf, dairy or dairy-beef.

SWINE

DEPARTMENT J-3 SWINE

Judging Thursday, 8:00 a.m.

BE SURE YOU UNDERSTAND HEALTH REGULATIONS BEFORE YOU ENTER

Open to exhibitors of all grades carrying the Swine project. There must be a minimum number of six animals shown in each breed before a Grand Champion will be chosen in that breed.

Members may exhibit 6 or fewer entries. Project members may also exhibit in Department J-10, Class E, Petless Pet/Animal Project.

HEALTH PAPERS, WHERE NEEDED, MUST BE GIVEN TO THE SUPERINTENDENT PRIOR TO UNLOADING.

Base Dates, breeding classes, Boar and Gilt only:

- Junior Spring Pig Born during the period of March 1 to June 30 of exhibit year.
- Senior Spring Pig..... Born during February of exhibit year.
- Senior Spring Pig..... Born during January of exhibit year.
- Senior Pig..... Born during the period of July 1 to December 31 of year preceding exhibit year.
- Junior Yearling Born during period of January 1 to June 30 of year preceding exhibit year.

PREMIUMS OFFERED

Blue..... \$6.00 Red.....5.00
White..... 4.00 Pink.....3.00

- 1. Junior Spring Gilt
- 2. Junior Spring Boar
- 3. Senior Spring Gilt (Feb.)
- 4. Senior Spring Boar (Feb.)
- 5. Senior Spring Gilt (Jan.)
- 6. Senior Spring Boar (Jan.)
- 7. Senior Pig Sow
- 8. Junior Yearling Sow

Department J-3, Class A — CHESTER WHITE

(A-1 through A-8)

Dept. J-3, Class B — SPOTTED POLAND CHINA

(B-1 through B-8)

Department J-3, Class C — DUROC

(C-1 through C-8)

Department J-3, Class D — HAMPSHIRE

(D-1 through D-8)

Department J-3, Class E — YORKSHIRE

(E-1 through E-8)

Department J-3, Class F — LANDRACE

(F-1 through F-8)

Department J-3, Class G — Any Other Breed

(G-1 through G-8)

Department J-3, Class H — Crossbreeds

- 1. Junior Spring Gilt
- 2. Senior Spring Gilt (Feb.)
- 3. Senior Spring Gilt (Jan.)
- 4. Senior Pig Sow
- 5. Junior Yearling Sow

Department J-3, Class I — Market Swine

Maximum of three animals. See Market Animal Sale Rules and Regulations for swine weight classes. Lots 1-3 reflect the number of animals exhibitor will enter in this class.

- 1. Market pig (1 animal).
- 2. Market pig (2 animals).
- 3. Market pig (3 animals).
- 4. Pen of 3 feeder pigs.

Participants in the Market Animal Sale activity must enter in Class I. Furthermore, members participating in the activity must have their animals registered by the Market Animal informational meeting in February, identified and weighed by the Market Animal Committee. No animal will be allowed to enter the Market Animal Sale activity after those meetings have passed.

All market livestock are eligible to show regardless of their weight, rate of gain or participation in the Market Animal Sale activity. All animals must have permanent identification prior to the fair. Animals arriving at the fair should be reasonably clean. The weigh-in committee or superintendents should not have to handle dirty animals.

Exhibitors of animals sold in auction will be liable for animals up to the time of delivery to the buyer, which will be release time on Sunday, 4:00 p.m. unless previous arrangements have been made. Market Animal Sale participants MUST follow the printed Market Animal Rules.

Department J-3, Class J — Swine Carcass Class

Grand and Reserve Champion trophies will be awarded. Open to any 4-H Club, FFA Chapter or other organized youth group. Entries in this class will be judged using the Danish System. An exhibitor may enter a market swine shown at the local fair, but is limited to a single entry in the Swine Carcass class. Only animals sold at the livestock auction will be eligible for entry in this carcass class. All sale participants will automatically be entered in the carcass class.

PREMIUMS OFFERED

Blue..... \$6.00 Red.....5.00
White..... 4.00 Pink.....3.00

- 1. Swine carcass.

Department J-3, Class K — Swine Showmanship

Open only to exhibitors carrying the Swine Project. The fitting, finish and showing of the animals, along with knowledge of showmanship, will be considered. All swine exhibitors will automatically be entered in Showmanship.

PREMIUMS OFFERED

Blue..... \$3.00 Red.....2.50
White..... 2.00 Pink.....1.50

- 1. Senior Showman (grades 10, 11, 12, 13 as of January 1).
- 2. Intermediate Showman (grades 7, 8, 9 as of January 1).
- 3. Beginner Showman (grades 3,4, 5, 6 as of January 1).

Department J-3, Class L — Herdsman Award

Open to any 4-H Club, FFA Chapter or other organized youth group. All exhibits at the fair will be included.

- Premium.....Trophy
- 1. Herdsman Award.

SHEEP
DEPARTMENT J-4 SHEEP
 Judging Thursday, 2:30 p.m.

**BE SURE YOU UNDERSTAND HEALTH REGULATIONS
 BEFORE YOU ENTER**

Open to exhibitors of all grades enrolled in the Sheep project Members may exhibit 6 or fewer animals. There must be a minimum number of six animals shown in each breed before a Grand Champion will be chosen in that breed. No animals can be shown unless they are docked. In the breeding classes, registered Columbias, Corriedale, Rambouillets and Targhees show with two inches of wool or less. All other breeds must have been completely shorn between two months and two weeks of show date. Project members may also exhibit in Department J-10, Class - E, Petless Pet/Animal Project.

Base Dates, Breeding Class:

- Spring Lamb for Cheviot, Southdown, Shropshire, Columbia or Oxford breeds: one born after February 1 of exhibit year. All other breeds: spring lamb is one born on or after December 15 of year preceding exhibit year.
- Fall Lamb for Cheviot, Southdown, Shropshire, Columbia or Oxford breeds: one born during the period between September 1 of the year preceding exhibit year through January 31 of the exhibit year. All other breeds: fall lamb is one born during the period of September 1 through December 14 of year preceding exhibit year.
- Mature Ewe Born before January 1 of year preceding exhibit year.
- Yearling Ewe or Ram Born outside the date of birth limitations stated above.

PREMIUMS OFFERED

Blue.....	\$5.00	Red.....	4.00
White.....	3.00	Pink.....	2.00
Grand Champions.....	Ribbons		

1. Spring Ram Lamb
2. Fall Ram Lamb
3. Yearling Ram
4. Spring Ewe Lamb
5. Fall Ewe Lamb
6. Yearling Ewe
7. Mature Ewe
8. Grand Champion

Department J-4, Class A - SHROPSHIRE
 A-1 through A-8

Department J-4, Class B - HAMPSHIRE
 B-1 through B-8

Department J-4, Class C - SUFFOLK
 C-1 through C-8

Department J-4, Class D - SOUTHDOWN
 D-1 through D-8

Department J-4, Class E - COLUMBIA
 E-1 through E-8

Department J-4, Class F - CORRIEDALE
 F-1 through F-8

Department J-4, Class G - CHEVIOT
 (G-1 through G-8)

Department J-4, Class H - RAMBOUILLET

(H-1 through H-8)

Department J-4, Class I - DORSET
 (I-1 through I-8)

Department J-4, Class J - Crossbreed
 (J-1 through J-8)

Department J-4, Class K - Any Other Breed
 (K-1 through K-8)

Department J-4, Class L - Market Lambs

Maximum of three animals. See Market Animal Sale Rules and Regulations for lamb weight classes. Lots reflect the number of animals exhibitor will enter in this class.

1. Market lamb, ewe or wether (1 animal).
2. Market lamb, ewe or wether (2 animals).
3. Market lamb, ewe or wether (3 animals).

Participants in the Market Animal Sale activity must enter in Class L. Furthermore, members participating in the activity must have animals registered by the Market Animal informational meetings in February, identified and weighed by the Market Animal Committee. No animal will be allowed to enter the Market Animal Sale activity after those meetings have passed.

All market livestock are eligible to show regardless of their weight, rate of gain or participation in the Market Animal Sale activity. All animals must have permanent identification prior to the fair. Animals arriving at the fair should be reasonably clean. The weigh-in committee or superintendents should not have to handle dirty animals.

Exhibitors of animals sold in auction will be liable for animals up to the time of delivery to the buyer, which will be release time on Sunday, 4:00 p.m., unless previous arrangements have been made. Market Animal Sale participants MUST follow the printed Market Animal Rules.

Department J-4, Class M - Sheep Carcass Class

Entries in this class will be judged using the Danish System. An exhibitor may enter a market lamb shown at the current fair, but is limited to a single entry in the Sheep Carcass class. Only animals sold at the livestock auction will be eligible for entry in this carcass class. Grand and Reserve Champion trophies will be awarded. All sale participants will automatically be entered in the carcass class.

PREMIUMS OFFERED

Blue.....	\$6.00	Red.....	5.00
White.....	4.00	Pink.....	3.00

1. Sheep carcass.

Department J-4, Class N - Sheep Showmanship

All sheep exhibitors will automatically be entered in Showmanship.

PREMIUMS OFFERED

Blue.....	\$3.00	Red.....	2.50
White.....	2.00	Pink.....	1.50

1. Senior Showman (grades 10, 11, 12, 13 as of January 1).
2. Intermediate Showman (grades 7, 8, 9 as of January 1).
3. Beginner Showman (grades 3, 4, 5, 6 as of January 1).

Department J-4, Class O - Herdsman Award

Open to any 4-H Club, FFA Chapter or other organized youth group. All exhibits at the fair will be included.

Premium.....Trophy

1. Herdsman Award.

Department J-4, Class P - Club Flock

(4 Placings)

1. Club Flock (3 sheep of any breed from a club group by at least 2 different exhibitors.)

GOATS

DEPARTMENT J-5 GOATS

Judging for market classes on Thursday. All other classes judged Saturday.

Open only to exhibitors enrolled in the Goat project. Members may exhibit a total of up to 7 goats (in J-5 and J-11) IF at least one of them is a market goat. If the member does not show any market goats, the maximum number of animals remains at 6. Any registered class requires appropriate registration papers in exhibitor or family name. **Managerial forms are required for all goats not owned by exhibitor or immediate family.** All goats to be collared and leashed at all times when not confined to stall or pen.

Project members may also exhibit in Department J-10, Class E, Petless Pet/Animal Project

GOAT BARN RULES

Premiums will be withheld from exhibitors who do not comply with the barn rules set forth for the department in which they are exhibiting.

A. The care of goats is the responsibility of the exhibitor. Goats should have food and water at all times.

B. All exhibitors are to dispose of manure in the designated receptacles.

MORNING CLEAN-UP MUST BE COMPLETED BY 10 A.M.

C. Keep aisle swept and clean.

D. Wash areas should be cleaned after use. All hoses and equipment must be properly stored when not in use by owners.

E Exhibit should reflect that it has been tended to on a regular basis each day.

F. Milk area should be cleaned after use. Milk should be disposed of immediately.

G. **ALL** staples must be removed from **ALL** display boards in dairy, beef, swine, sheep, and goat barns.

H. Decorations for barn need to be done by 5:00 p.m. Wednesday.

I. Junior, Senior and Domesticated Exotic shall compete for "Best in Show"

PREMIUMS OFFERED

Blue..... \$5.00 Red.....4.00
White..... 3.00 Pink.....2.00

Any doe competing in lots 1-4 shall never have freshened. A Junior Champion will be selected from the first place winners in classes B-D, lots 1-4. A Reserve Junior Champion shall be selected from those remaining in the Junior Championship class, plus the animal that stood second to the Junior Champion in its individual class. A Grand and Reserve ribbon will be awarded provided there is a minimum of 6 goats total shown in classes B-D, lots 1-4.

1. Junior Kid..... Born on or after April 1 of exhibit year
2. Senior Kid Born January 1 to March 31 of exhibit year
3. Junior Yearling Born July 1 to December 31 of year preceding exhibit year
4. Senior Yearling Born before July 1 of year preceding exhibit year, but less than 24 months of age.

All goats in lots 5-8 should have freshened. A Senior Champion will be selected from the first place winners in classes B-D, lots 5- 8. Reserve Senior Champion shall be selected from those remaining in the Senior championship class, plus the animal that stood second to the Senior Champion in its individual class. A grand and reserve ribbon will be awarded provided there is a minimum of 6 goats total shown in classes B-D, lots 5-8.

5. Milking Yearling Under 2 years at fair time
6. Senior, over 2 and under 3 years at fair time
7. Senior, over 3 and under 5 years at fair time
8. Senior, 5 years old and older at fair time

Department J-5, Class A - Goat Showmanship

A-1 through A-3

All goat exhibitors will automatically be entered in Showmanship. All goats shown in showmanship must also be exhibited in another class including Dept. J-5 Class B, C, D, E, or G or Dept. J-11 Class A, B, or C.

PREMIUMS OFFERED

Blue..... \$3.00 Red.....2.50
White..... 2.00 Pink.....1.50

1. Senior Showmanship - (grade 10, 11, 12, 13 as of January 1).
2. Intermediate Showmanship - (grade 7, 8, 9 as of January 1).
3. Beginner Showmanship - (grade 3, 4, 5, 6 as of January 1).

Department J-5, Class B - All Purebreds

(Papers required for purebred entries.)

B-1 through B-8

Department J-5, Class C - Recorded Grades

(Papers required for recorded grades entries.)

C-1 through C-8

Department J-5, Class D - Unrecorded Grades

(Not eligible for registry)

D-1 through D-8

Department J-5, Class E - Market Classes

Judged Thursday

Each exhibitor can show up to 3 animals max in market classes, this is included in the 6 or 7 animal limit per exhibitor. (See goat rules.) Each exhibitor eligible for the sale can sell 1 animal. All market animals are eligible to show regardless of participation in the market animal sale. **Small market animal sale participants must follow printed small market animal rules.** Only wethers may compete in market classes. All wethers must be castrated at least 45 days before entry day and healed from being castrated. All market animals must be weighed at official scale and checked in by 4 p.m. on entry day. A grand and reserve ribbon will be awarded provided there is a minimum of 6 goats shown in dairy market. A separate grand and reserve ribbon will be awarded provided there is a minimum of 6 goats shown in commercial market.

Dairy MarketBorn after January 1 of fair year.

1. Dairy Market (1 animal)
2. Dairy Market (2 animals)

Commercial MarketBorn after January 1 of fair year.

3. Commercial Market (1 animal)
4. Commercial Market (2 animals)

Department J-5, Class F - Trophy Classes

All goats shown in these classes must be exhibited in another class including Dept. J-5 Class B, C, or D or Dept. J-11 Class A, B, or C. F-1 through F-4

1. Dam and Daughter (shall consist of one doe of any age and its dam.)
2. Produce of Dam (shall consist of 2 does of any age which are the produce of one doe.)
3. Junior Get of Sire (shall consist of 3 does under 2 years of age which have never freshened and are the get of one sire.)
4. Senior Get of Sire (shall consist of 3 does which are the get of one sire, with at least one in milk.)

Department J-5, Class G - Ribbon-Only Classes

(Animals in these classes are included in the 6 or 7 animal limit.) SEI approved helmets are required by all youth participating in any mounted or driving 4-H related activity.

1. Pet Class (open to any goat)
2. Pack Class (open to any goat)
3. Cart Class (open to any goat)
4. Costume Class

Department J-5, Class H - Herdsman Award

Open to any 4-H Club, FFA Chapter or other organized youth group. All exhibits at the fair will be included. Trophies will be awarded in lieu of premiums.

Department J-5, Class I - Premium Class

(Premium will follow the same as other goat classes)
Class I open to purebred and recorded grades. All bucks must have registration papers.

1. Junior buck kid, born April 1 or after of exhibit year.
2. Senior buck kid, born Jan. 1 to March 31 of exhibit year.

Department J-5, Class J – Club Herd

(4 placings, Ribbon only)
1. Club Herd (3 goats of any breed)

HORSES & PONIES
DEPARTMENT J-6 HORSES AND PONIES

Judging Friday, 8:30 a.m.

Horse and Horseless Horse Project members may also exhibit in the Horseless Horse Classes listed under Veterinary Science. (J-10 Class C & D)

**BE SURE YOU UNDERSTAND HEALTH REGULATIONS
BEFORE YOU ENTER**

SEI approved helmets are required by all youth participating in any mounted or driving 4-H-related activity.

RULES AND REGULATIONS:

1. Open to all 4-H Horse/Pony and Horseless Horse project members and other recognized youth groups who have met the requirements of the 4-H Horse Project. State 4-H Horse Expo is open only to 4-H members in the horse and pony project or horseless horse.
2. All 4-H and FFA exhibitors are required to follow the rules and guidelines set up by their clubs and the Waupaca County Horse Project Leader Panel, as well as the Fair and Barn rules.
3. In order to show at the Fair, there must be on file at the County Extension Office, an identification form for each animal you consider taking to the Fair. These are due no later than June 1st of the current year. No June 1st postmarks and no late identification forms will be accepted. Project dues also need to be paid by June 1st of current year. This money needs to be given to the Key Leader of the Horse Project.
4. The “Horse Project/Fair Rules/Stall Agreement” and the “Agreement Assuming Risk of Injury or Damage” must be signed by the project member and one parent and turned in to the project Key Leader prior to participation in the project events or the Fair. Each activity or event has been designated a point value. To show at the Fair you must meet the requirements set forth by the Leader Panel at the first of the year. To receive the points you must sign in with the Key Leader.
5. All horses participating in the project must be in good health and have been vaccinated for the following: Eastern, Western Encephalitis, Tetanus and Influenza (This shot can be administered in a combination shot). The horse must have a negative Coggins test. A copy of the negative Coggins test and your proof of vaccinations since January 1st of the current year,

is due to your designated Key Leader by June 1st. You will not be able to bring your animal to any event, including the Fair, until this information is on file with your Key Leader.

6. An ownership project is one where the horse/pony is owned by the exhibitor, or immediate family, by June 1st of the project year and is cared for at least 75% of the time by the exhibitor.

7. A managerial project is one where someone owns the horse/pony other than the exhibitor or his or her family. Managerial animals must be cared for at least 75% of the time starting June 1st by the project member.

8. No stallion born prior to January 1st of the current year may be shown or will be allowed in the barns.

9. Pony height is 56 inches and under. Ponies will be measured at the Fair, if questioned. Ponies shall be of pony type with no small, young horses eligible.

10. Proper ring etiquette must be observed at all times. Exhibitors that cannot maintain control of their animals in or out of the show ring will be disqualified and required to leave the arena and/or the Fair with their animal. Animals that cannot be controlled present a danger to other horses and exhibitors.

11. No smoking or drinking alcoholic beverages in or around the barns. Any project member smoking or drinking alcohol will be disqualified and the horse and member will be sent home.

12. Only horse and pony project members, their parents, and/ or project leaders shall ride or handle the horse. Failure to follow this rule will disqualify the project member and their horse and they will be sent home. On the day of the show after 9AM, the exhibitor will be the only one to handle their horse inside the warm-up pen and show arena except in case of emergency.

13. Good sportsmanship. This is important both when winning and if you do not win. Remember NO ONE is a loser! The year in the project has provided special experiences and opportunities for everyone. If a dispute arises, appropriate action will be taken. The leader panel members have the right to disqualify any member or parent from any county event or activity and have them removed from such event or activity due to infractions of the rules.

14. When filling out fair entry forms, exhibitors are encouraged to sign up for all fair classes in which they are eligible and have interest. Each exhibitor may show in a maximum of 4 premium classes at the fair. The 4 classes will be finalized with the leader panel at a date designated closer to the fair. The 4 classes will consist of a maximum of 2 “ship” classes from Dept. J-6, Class A-Showmanship and Class B-Horsemanship or Equitation, and a maximum of 2 “pleasure” classes from Dept. J-6, Class C-Pleasure and Class D-Halter. An exhibitor may not enter both canter and walk trot classes. Trail is a state qualifying canter class. Premiums will only be awarded for 2 classes. The exhibitors are eligible for premiums on their top “ship” placing and their top “pleasure” placing. A maximum of 2 animals may be entered by a single exhibitor if room allows. Mare and foal count as 1.

15. One horse shown by 2 family members can be shown in a maximum of 6 premium classes with the exception of the horseless horse classes. When filling out fair entry forms, exhibitors are encouraged to sign up for all fair classes in which they are eligible and have interest. The final class choices will be made with the leader panel at a date designated closer to the fair in order to avoid the two exhibitors from the same family showing the same horse in the same class and lot.

16. All horses/ponies to be shown and judged must be in the barns by 7PM on entry day. They will be checked in against your registration form by the Leader Panel or designee. Horses must be in good health. Any animal with symptoms of illness will be referred to the fair veterinarian by the Leader Panel at the exhibitor’s expense. If the fair vet diagnoses a health problem, the animal may be sent home.

17. All stall doors must be labeled with the horses name and exhibitors first name only. Tasteful and safe stall decorations are welcome. Stalls will be judged on appearance and cleanliness. Before leaving the grounds, all decorations must be removed by the project member. The stalls must have all bedding removed and stalls must be swept. A member of the Leader Panel or designee will check the stalls prior to the exhibitor being released with their animals. The the exhibitor leaves without checking out and/or properly cleaning their stall(s) they will be charged a \$10 fine per stall. The exhibitor will not be allowed to participate in the Horse Project the following year until this fine is paid in full.

18. Horses are released from the fairgrounds between 7AM-11AM on Saturday.

19. Horses must have water at all times and must be fed on a regular basis. If you are unable to care for your horse, please find another horse project member or parent to help you out. No hay nets are allowed in the stalls. A halter and lead rope must be attached to your stall for emergency purposes. To make it easier for the fair goers the aisles must be swept and orderly at all times. Please, no chairs in the barn unless it is raining.

20. No one except exhibitors and their horses are allowed in the on deck area, warm-up ring or show ring during the fair show except for safety reasons. Then only a parent, another member or leader may provide assistance. No one on the rail can provide verbal or non-verbal coaching to the exhibitors once they enter the show ring. Also, no one except a parent, another member, or leader may provide grooming assistance at the Fair.

21. Do not let others ride your horse except for tandem class practice and leader panel approved exceptions such as adults in the fun show. 4-H project members, parents, or leader panel members should be the only handlers. Young brothers/sisters/or friends can ride at home. At a 4-H event, project members are the only individuals covered by insurance. We as leaders are at risk and must enforce this rule. This rule has been established for everyone's safety and for liability purposes. Failure to follow this rule may disqualify the project member from any event, and the member and their animal may be sent home.

22. Jr. Fair exhibitors are not allowed to stay overnight with their animals for liability reasons. Parent volunteers are encouraged to stay overnight in the barns. Various Leader Panel members do stay. This is done for the safety of the animals.

23. During the Fair, the riding arena will close at 9:00 PM and horses must be back in their stalls and exhibitors out of the barn by 10 PM.

24. Horses are exercised in the arena only, at least once a day. They must be ridden or on a long/lead line. Mare and foal exercise time will be between 6-7 in the morning and in the evening. No other horses will be allowed in the arena at these times. Mares are either ridden or on a long/lead line. Foals can be let loose to play under supervision. Only one mare and foal at a time in the arena.

25. Adult supervision in the form of a parent or leader must be present when horses are being exercised in the arena. SEI approved helmets, riding boots or shoes and pants are required for members and adults while mounted. Appropriate tack that is in good condition is also required.

26. There is no riding or sitting on the horses in the barn. Horses are not to be tied in the aisle of the barn.

27. On the day of the show, each exhibitor must be in, or near the barns and be ready when called. There will be a one-minute maximum wait for a called class, unless you report a tack change for which you will be allowed five minutes.

28. All Wisconsin State 4-H horse project showing rules, regarding clothing, equipment and class rules will be enforced.

29. Exhibitors, in Grade 6-13, who win a blue ribbon in a class (other than halter and/or novice classes) will be eligible for the State

4-H Horse Expo. Entry forms for the State Expo will be available at the Fair and must be completed and given to the Horse Project Key Leader prior to checkout on Saturday.

30. Privilege of showing may be revoked by the Leader Panel. Any exhibitor, parent or leader may be asked to leave for conduct not in keeping with the goals and ideas of 4-H.

31. Entries in the horseless horse class A#8 or B#10 are open to exhibitors through the horseless horse project. Members must follow the Horseless Horse Guidelines as provided by the 4-H horse and pony project.

32. The Premises ID number should be placed on the County Fair check-in form, and is now required for State Horse Expo. Information about the Premises ID number can be found at http://datcp.wi.gov/animals/premises_registration/index.aspx

PREMIUMS OFFERED

The Danish judging system will be used for all entries in Classes A and B and the regular judging system will be used for entries in Classes C and D. During regular judging, the judge may give only one first place, one second place, one third place and one fourth place award in each class. All entries not receiving placement will receive participation ribbons.

Blue..... \$8.00 Red.....7.00
White..... 6.00 Pink.....5.00

Department J-6, Class A - Showmanship ("Ship" Class)

Judging shall be based on the exhibitor's ability to show the animal in hand. Premiums can be awarded for one ship class only per member. A Grand and Reserve Champion in the English division and the Western division will be selected if there are 6 or more entries. **Novice classes do not qualify for state.**

1. Showmanship. Exhibitors grades 10 & above, Western
2. Showmanship. Exhibitors grades 7-9, Western
3. Showmanship. Exhibitors grades 4-6, Western
4. Showmanship. Exhibitors grades 10 & above, English
5. Showmanship. Exhibitors grades 7-9, English
6. Showmanship. Exhibitors grades 4-6, English
7. Novice Showmanship. Exhibitors never to have won a blue in this class English or Western.
8. Horseless Horse showmanship English or Western. Ribbon only. See rule #31.

Department J-6, Class B - Horsemanship/Equitation ("Ship" Class)

Judging shall rate the exhibitor's ability to ride a horse or pony. Premiums can be awarded for one ship class only per member. A Grand and Reserve Champion in the English division and the Western division will be selected if there are 6 or more entries. **Novice classes do not qualify for state.**

1. English. Exhibitors grades 10 & above
2. English. Exhibitors grades 7-9
3. English. Exhibitors grades 4-6
4. Western. Exhibitors grades 10 & above
5. Western. Exhibitors grades 7-9
6. Western. Exhibitors grades 4-6
7. Novice Equitation English. Exhibitor never to have won a blue in this class.
8. Novice Horsemanship Western. Exhibitors never to have won a blue in this class.
9. Driving Reinsmanship (horse, pony or other equine).
10. Horseless Horse walk/trot equitation English or Western. Ribbon only. See rule #31.

Department J-6, Class C - Pleasure

("Pleasure" Class)

Judging shall rate the performance of the horse or pony as a pleasure mount or in pleasure driving. Premiums can be awarded for one pleasure class only per member. A Grand and Reserve Champion in the English division and the Western division will be selected if there are 6 or more entries. Only top four entries will receive placement in each lot. All entries not receiving placement will receive participation ribbons. **Novice classes do not qualify for state.**

1. English. Exhibitors grades 10 & above
2. English. Exhibitors grades 7-9
3. English. Exhibitors grades 4-6
4. Western. Exhibitors grades 10 & above
5. Western. Exhibitors grades 7-9
6. Western. Exhibitors grades 4-6
7. Novice Pleasure English. Exhibitors never to have won a blue in this class.
8. Novice Pleasure Western. Exhibitors never to have won a blue in this class.
9. Pleasure Driving (horse, pony, draft or other equine)
10. Trail

Department J-6, Class D - Halter

("Pleasure" Class)

Judging shall rate the conformation of the horse or pony. Premiums can be awarded for one pleasure class only per member. A Grand and Reserve Champion will be selected if there are 6 or more entries. Only top four entries will receive placement in each lot. All entries not receiving placement will receive participation ribbons.

Classes do not qualify for State.

1. Pony halter
2. English-type horse halter
3. Stock-type horse halter
4. Mare & foal halter
5. Draft & other equine halter

POULTRY

DEPARTMENT J-7 POULTRY

Judging Thursday, 8:30 a.m.

BE SURE YOU UNDERSTAND HEALTH REGULATIONS BEFORE YOU ENTER

Open to exhibitors enrolled in a Poultry Project. All poultry exhibited must be at least 6 weeks of age. Exhibitors may not enter more than 20 poultry exhibits; this includes Market Classes: Roaster, Broiler, Geese, Duck and/or Turkey. Members MUST enter showmanship on fair entry form; exhibitors will NOT be automatically entered in rabbit and/or poultry showmanship. Project members may also exhibit in Department J-10, Class E, Petless Pet/Animal Project.

All judging of poultry will follow the American Poultry Association's Standard of Perfection. A standards book is available for viewing at the UW Extension office. Recognized breeds may be exhibited even if not in standard of perfection. Information to order your own copy is also available.

POULTRY BARN RULES:

Premiums will be withheld from exhibitors who do not comply with the barn rules set forth for the department in which they are exhibiting.

A. Care of animals is the responsibility of the exhibitor. Animals should be fed and watered twice a day. Proper food and water containers should be used (no paper or Styrofoam cups).

B. Poultry cages must be cleaned daily and fresh bedding put in pens daily if needed. Keep aisles swept and clean. Exhibitors may need to supply some of their own bedding.

C. NO horseplay allowed in barn (running, throwing water, etc.)

D. Caretaker awards will be presented Sunday afternoon during other barn awards. Winners will be based on above criteria. Given at Superintendents' discretion.

E. Animals will be released at 4 p.m. on Sunday and barn cleared out by 7 p.m. Exhibitors are asked to take down pens as their animals are removed. Superintendents are not responsible for animals left in barn past 7 p.m.

**If you have a conflict and cannot be at the fair to care for your animals, have someone from your family or club do it for you or contact one of the superintendents they will be more than happy to check on your animals if necessary.

A Best of Breed will be selected from Standard Poultry, Bantams, Waterfowl, Turkeys and Pigeons. A Grand and Reserve Champion will be selected from these.

PREMIUMS OFFERED

Blue..... \$2.00 Red.....1.75
White..... 1.50 Pink.....1.25

Department J-7, Class A - Market Class

One Grand Champion and one Reserve Champion will be selected if there are 6 or more entries. Sponsored by the Small Market Animal Committee. All poultry entered in the market class must be hatched on or after January 1 of the exhibit year. All market animals are eligible to show regardless of participation in the market animal sale. Small market animal sale participants must follow printed small market animal rules.

1. Roaster (2 birds, either sex, each over 5 pounds)
2. Broilers (2 young birds, 2 1/2 to 4 1/2 pounds each)
3. Young Duck (either sex, 5 pounds or over).
4. Young Goose (either sex, 7 pounds or over).
5. Young Turkey (either sex, 15 weeks or older).

Poultry Department Lot Numbers To Correspond To Animal Age For Classes B-T

1. Cock (over 1 year old)
2. Hen (over 1 year old)
3. Cockerel (under 1 year old)
4. Pullet (under 1 year old)

Poultry Department Definition of Age

Old — Hatched prior to previous year's fair.

Young — Hatched after previous year's fair.

Refer to lot numbers 1-4 above for animal ages.

Department J-7 — Standard Chickens

Dept. J-7, Class B - AMERICAN CLASS

(Rhode Islands, New Hampshire, Plymouth Rock, Dominique, Wyandotte, Java, Buckeye, Chantecler, Jersey Giant, Lamona, Holland, Delaware)
Lots B-1 through B-4

Dept. J-7, Class C - ASIATIC VARIETY

(Cochins, Brahma, Langshan)
Lots C-1 through C-4

Dept. J-7, Class D - ENGLISH CLASS

(Dorkings, Redcaps, Cornish, Orpingtons, Sussex, Australorps)
Lots D-1 through D-4

Dept. J-7, Class E - MEDITERRANEAN VARIETY

(All Leghorns, Minorcas, White-faced Black Spanish, Andalusians, Anconas, Sicilian Buttercups, Catalanans)
Lots E-1 through E-4

Dept. J-7, Class F - CONTINENTAL VARIETIES

(Barnevelder, Hamburgs, Campines, Lakenvelders, Welsummers, Polish, Houdans, Crevecoeurs, LaFleche, Faverolles)Lots F-1 through F-4

Dept. J-7, Class G - ALL STANDARD GAMES

(Modern Games, Old English Games)
Lots G-1 through G-4

Dept. J-7, Class H - ALL STANDARD ORIENTAL

(Sumatras, Malays, Cubalayas, Phoenix, Yokohamas, Aseels, Shamos)
Lots H-1 through H-4

Dept. J-7, Class I - ANY OTHER STANDARD MISCELLANEOUS

(Sultans, Frizzles, Naked necks, Araucanas, Ameraucanas)
Lots I-1 through I-4

Department J-7 — *Bantam Chickens*

Dept. J-7, Class J - ANY AMERICAN CLASS BANTAMS

(Plymouth Rock, Dominique, Wyandotte, Java, Buckeye, Chantecler, Jersey Giant, Lamona, Holland, Delaware, New Hampshires, Rhode Island)
Lots J-1 through J-4

Dept. J-7, Class K - COCHINS BANTAMS

Lots K-1 through K-4

Dept. J-7, Class L - SILKIES BANTAMS

Lots L-1 through L-4

Dept. J-7, Class M - ANY OTHER ASIATIC VARIETY BANTAM

(Brahama, Langshan)
Lots M-1 through M-4

DEPT. J-7, Class N - ANY ENGLISH CLASS BANTAM

(Dorkings, Redcaps, Cornish, Orpingtons, Sussex, Australorps)
Lots N-1 through N-4

Dept. J-7, Class O - ANY MEDITERRANEAN VARIETY BANTAM

(Minorcas, White-faced Black Spanish, Andalusians, Anconas, Sicilian Buttercups, Catalanans, Dutch)
Lots O-1 through O-4

Dept. J-7, Class P - NORTH CONTINENTAL BANTAM

(Barnevelder, Hamburgs, Campines, Lakenvelders, Welsummers, Rose Combs)
Lots P-1 through P-4

Dept. J-7, Class Q - FRENCH/POLISH CONTINENTAL BANTAM

(Polish, houdans, Crevecoeurs, LaFleche, Faverolles)
Lots Q-1 through Q-4

Dept. J-7, Class R - GAME BANTAM

(Modern Games, Old English Games)
Lots R-1 through R-4

Dept. J-7, Class S - ORIENTAL BANTAM

(Sumatras, Malays, Cubalayas, Phoenix, Yokohamas, Japanese, Shamos)
Lots S-1 through S-4

Dept. J-7, Class T - ANY OTHER VARIETY MISCELLANEOUS BANTAM

(Sultans, Frizzles, Naked necks, Araucanas, Ameraucanas, Belgain bearded d'Anvers, Belgian bearded d'uccl, Sebrights, booted (i.e. Mille Fleur))
Lots T-1 through T-4

Department J-7, Class U - Ducks

1. Pekin, old male, old drake
2. Pekin, old female, old hen
3. Pekin, young male, young drake
4. Pekin, young female, young hen
5. Call Duck, old male, old drake
6. Call Duck, old female, old hen
7. Call Duck, young male, young drake
8. Call Duck, young female, young hen
9. Mallard, old male, old drake
10. Mallard, old female, old hen
11. Mallard, young male, young drake
12. Mallard, young female, young hen
13. Rouen, old male, old drake
14. Rouen, old female, old hen
15. Rouen, young male, young drake
16. Rouen, young female, young hen
17. Any Other Standard Variety, old male, old drake
18. Any Other Standard Variety, old female, old hen
19. Any Other Standard Variety, young male, young drake
20. Any Other Standard Variety, young female, young hen

Department J-7, Class V - Geese

1. Toulouse, old male, old gander
2. Toulouse, old female, old goose
3. Toulouse, young male, young gander
4. Toulouse, young female, young goose
5. Embden, old male, old gander
6. Embden, old female, old goose
7. Embden, young male, young gander
8. Embden, young female, young goose
9. African, old male, old gander
10. African, old female, old goose
11. African, young male, young gander
12. African, young female, young goose
13. Chinese, old male, old gander
14. Chinese, old female, old goose
15. Chinese, young male, young gander
16. Chinese, young female, young goose
17. Any Other Standard Variety, old male, old gander
18. Any Other Standard Variety, old female, old goose
19. Any Other Standard Variety, young male, young gander
20. Any Other Standard Variety, young female, young goose

Department J-7, Class W - Turkeys

1. Bronze, old male, old Tom
2. Bronze, old female, old hen
3. Bronze, young male, young Tom
4. Bronze, young female, young hen

5. Broad White, old male, old Tom
6. Broad White, old female, old hen
7. Broad White, young male, young Tom
8. Broad White, young female, young hen
9. Any Other Standard Variety, old male, old Tom
10. Any Other Standard Variety, old female, old hen
11. Any Other Standard Variety, young male, young Tom
12. Any Other Standard Variety, young female, young hen

Department J-7, Class X - Pigeons

Performing (Rollers, Tipplers, Tumblers, Homers, etc.)
 Commercial (Mondains, Kings, Carneaus, etc.)
 Fancy (Fantails, Pouters, Frills, Mondenas, etc.)

1. Performing Pigeon, old male, old cock
2. Performing Pigeon, old female, old hen
3. Performing Pigeon, young male, young cock
4. Performing Pigeon, young female, young hen
5. Commercial Pigeon, old male, old cock
6. Commercial Pigeon, old female, old hen
7. Commercial Pigeon, young male, young cock
8. Commercial Pigeon, young female, young hen
9. Fancy Pigeon, old male, old cock
10. Fancy Pigeon, old female, old hen
11. Fancy Pigeon, young male, young cock
12. Fancy Pigeon, young female, young hen

Department J-7, Class Y - Guineas

1. Any Variety, old male, rooster
2. Any Variety, old female, hen
3. Any Variety, young male, cockerel
4. Any Variety, young female, pullet

Dept. J-7, Class Z - Poultry Showmanship

Members MUST enter showmanship on fair entry form; exhibitors will NOT be automatically entered in rabbit and/or poultry showmanship.

PREMIUMS OFFERED

Blue..... \$3.00 Red.....2.50
 White..... 2.00 Pink.....1.50

1. Senior Showman (grades 10, 11, 12, 13 as of January 1).
2. Intermediate Showman (grades 7, 8, 9 as of January 1).
3. Beginner Showman (grades 3, 4, 5, 6 as of January 1).

Department J-7, Class AA - Egg Class

The egg class is a premium class (not counting toward the poultry exhibit limit), but the exhibitor also has to bring a poultry exhibit.

PREMIUMS OFFERED

Blue..... \$1.75 Red.....1.50
 White..... 1.25 Pink.....1.00

Exhibitors are to bring the eggs in a 1/3 egg carton.

1. 3 white eggs - large fowl
2. 3 brown eggs - large fowl
3. 3 colored eggs (not dyed) - large fowl
4. 3 while eggs - bantam fowl
5. 3 brown eggs - bantam fowl
6. 3 colored eggs (not dyed) - bantam fowl

Eggs will be stored in a locked and secured container in the poultry/rabbit barn. The eggs will be disposed of after judging or when deemed necessary by the superintendents.

RABBITS

DEPARTMENT J-8 RABBITS

Judging Thursday, 8:30 a.m.

BE SURE YOU UNDERSTAND HEALTH REGULATIONS BEFORE YOU ENTER

Open only to exhibitors enrolled in Rabbit Projects. Pens will be furnished by Fair. Cages may be padlocked by exhibitor. The County Fair Association will not be responsible for any losses of animals or equipment.

Members MUST enter showmanship on fair entry form; exhibitors will NOT be automatically entered in rabbit and/or poultry showmanship. Project members may also exhibit in Department J-10, Class E, Petless Pet/Animal Project. All judging of rabbits will follow the A.R.B.A Standard of Perfection. A standards book is available for viewing at the UW-Extension office. Recognized breeds may be exhibited even if not in standard of perfection. Information to order your own copy is also available.

RABBIT BARN RULES:

Premiums will be withheld from exhibitors who do not comply with the barn rules set forth for the department in which they are exhibiting.

A. Care of animals is the responsibility of the exhibitor. Animals should be fed and watered twice a day. Proper food and water containers should be used (no paper or styrofoam cups).

B. Keep aisles swept and clean. Exhibitors may need to supply some of their own bedding.

C. NO horseplay allowed in barn (running, throwing water, etc.)

D. Caretaker awards will be presented Sunday afternoon during other barn awards. Winners will be based on above criteria.

E. Animals will be released at 4 p.m. on Sunday and barn cleared out by 7 p.m. Exhibitors are asked to take down pens as their animals are removed. Superintendents are not responsible for animals left in barn past 7 p.m.

**If you have a conflict and cannot be at the fair to care for your animals, have someone from your family or club do it for you or contact one of the superintendents they will be more than happy to check on your animals if necessary.

Rabbits must be brought to the judge on time. Any rabbit showing symptoms of disease when received during the show will be removed immediately. Exhibitors may not enter more than 15 rabbit entries. The 15 entries include Market Class: Fryer, Roaster and Meat Pen.

PREMIUMS OFFERED

Blue..... \$2.00 Red.....1.75
 White..... 1.50 Pink.....1.25

All market animals are eligible to show regardless of participation in the market animal sale. Small market animal sale participants must follow printed small market animal rules.

Department J-8, Class A - Single Fryer

1. Single Fryer, between 3-5 pounds and not over 69 days. May not be entered in any other class.

Department J-8, Class B - Roaster Rabbit

1. Roaster, a single rabbit, either sex, between 70 and 180 days of age and 5 to 8 pounds in weight. May not be entered in any other class.
2. Stewer 6 months of age or older. Minimum weight of +8 pounds. May not be entered in any other class.

Department J-8, Class C - Meat Pen

1. Meat Pen (to consist of 3 rabbits). **All rabbits shall be of the same breed and variety.** No rabbit may be over 69 days old or over 5 pounds. These rabbits may not be entered in any other class.

One Grand Champion and one Reserve Champion will be selected from the market classes if there are 6 or more entries shown. Sponsored by the Small Market Animal Committee.

A Grand Champion and a Reserve Champion will be selected from this department. Ribbons will be awarded. Trophies will be offered for Best of Breed and Best Opposite depending on what donors would like to sponsor.

Rabbit Department Lot Numbers to correspond to animal age for Classes D-U:

1. Junior Buck, under 8 months
2. Junior Doe, under 8 months
3. Senior Buck, over 8 months
4. Senior Doe, over 8 months

Refer to Lots 1-4 above for animal age.

Dept. J-8, Class D - AMERICAN CHINCHILLA

Lots D-1 through D-4

Dept. J-8, Class E - NETHERLAND DWARFS

Lots E-1 through E-4

Department J-8, Class F - CALIFORNIAN

Lots F-1 through F-4

Department J-8, Class G - DUTCH

Lots G-1 through G-4

Department J-8, Class H - FLEMISH GIANTS

Lots H-1 through H-4

Department J-8, Class I - NEW ZEALAND

Lots I-1 through I-4

Department J-8, Class J – MINI SATINS

Lots J-1 through J-4

Department J-8, Class K - REX

Lots K-1 through K-4

Department J-8, Class L - REX, MINI

Lots L-1 through L-4

Department J-8, Class M - SATINS

Lots M-1 through M-4

Department J-8, Class N - ANY OTHER FANCY BREED

(Dwarf Hotot, Florida White, Havana, Himalayan, Silver, Thrianta, Polish, Standard Chinchilla, Harlequin, Lilac, Sable, Rhinelander, Silver Marten, Belgian Hare, Britannia Petite)

Lots N-1 through N-4

Department J-8, Class O - LOPS, HOLLAND

Lots O-1 through O-4

Department J-8, Class P – RUNNING BREEDS

(English Spot, Tan)

Lots P-1 through P-4

Department J-8, Class Q - LOPS, MINI

Lots Q-1 through Q-4

Department J-8, Class R - WOOL BREEDS

(Giant Angora, English Angora, French Angora, Satin Angora, Jersey Wooly, Fuzzy Lop)

Lots R-1 through R-4

Department J-8, Class S - CHECKERED GIANTS

Lots S-1 through S-4

Dept. J-8, Class T - ANY OTHER COMMERCIAL PUREBRED BREED

(Beveren, Champagne d'Argent, Giant Chinchilla, Cinnamon, Creme d'Argent, Blanc de Hotot, Palomino, Silver Fox, French Lop, English Lop)

Lots T-1 through T-4

Department J-8, Class U – CROSSBRED/PET RABBITS AND ALL NON RECOGNIZED BREEDS

Lots U-1 through U-4

Dept. J-8, Class V - Rabbit Showmanship

Members MUST enter showmanship on fair entry form; exhibitors will NOT be automatically entered in rabbit and/or poultry showmanship.

PREMIUMS OFFERED

Blue..... \$3.00 Red.....2.50

White..... 2.00 Pink.....1.50

1. Senior Showman (grades 10, 11, 12, 13 as of January 1).
2. Intermediate Showman (grades 7, 8, 9 as of January 1).
3. Beginner Showman (grades 3, 4, 5, 6 as of January 1).

DOGS

DEPARTMENT J-9 -DOGS

Judging Friday (agility) and Saturday, two weeks prior to fair.

Dog Project members may also exhibit in the Petless Pet Class listed under Veterinary Science.

BE SURE YOU UNDERSTAND HEALTH REGULATIONS BEFORE YOU ENTER

1. All exhibitors must currently be members of Waupaca County 4- H, FFA, FHA, or any other recognized youth organization under adult leadership with an educational program approved by the local fair.
2. All dog obedience and showmanship exhibits shall have completed training requirements specified and authorized by county dog project committee and/or Key Leader. Training is to have been done at approved county youth dog training classes during the current year.
3. The dog is to be shown in the class for which it received training during the current year, unless it conflicts with the following: A dog that has received his CD by July of this year must compete in the Grad-Novice or higher class at the fair. A dog that has received his CDX by July must compete in the Pre-Utility or higher class. Pre-Utility class dogs may not have any legs toward UD. Dogs will be permitted to compete in Utility class until 3 qualifying scores have been attained or an AKC degree of UD has been reached.
4. A dog that has attained a qualifying score previously at the Waupaca County Fair must be shown in at least the next higher class. If you do not get a qualifying score, you do not have to advance the next year.
5. Each handler is limited to two obedience and one showmanship dog and must have solely trained the dog(s) which he/she enters.
6. Only one dog may be entered in any one class (except brace) by an exhibitor. Only one member allowed per dog (except brace). Only one showmanship class per member.
7. Dogs must be on leash at all times except when exhibiting in the ring.
8. Exhibitors shall keep their dogs under control at all times. Everyone cleans up after their own dog(s).

9. AKC rules will be followed in the regular and non-regular obedience classes, with the following exceptions.

- (a) A blind, deaf, lame or mixed breed dog may compete, but they must complete all exercises the same as any other dog in their class.
- (b) A female with nursing puppies may not compete; she should not be brought to the show.
- (c) Score sheets will be returned if the judge is willing.
- (d) A qualifying score is required to receive a trophy. A qualifying score is not required to receive ribbons.
- (e) Brace class 4-H literature will be followed.
- (f) Females in season may compete in the obedience classes, but NOT with the rest of the dogs. They will be judged outside after all other dogs that are in that class are judged. If your female is in season, please DO NOT bring her in the building. Report to your ring and get your arm band; tell the ring steward that your dog is in season. Females in season are not allowed in or around show building at any time. They are to be shown in an outside ring. An area will be designated with special personnel assigned.
- (g) Females in season CANNOT compete in Showmanship.

Department J-9, Class A - Dog Obedience

Open to all 4-H Dog Project members or other recognized youth organizations approved by the local fair, who have met the requirements of the 4-H Dog Project.

One Grand and Reserve Champion for Obedience will be selected from exhibitors with qualifying scores. Ribbon will be awarded. Sign up on fair entry form.

PREMIUMS OFFERED

Blue.....\$4.50 Red.....3.50
White.....2.50 Pink.....1.50

1. Pre-Novice A (exhibitors all grades) - Open to first year members training an untrained dog.
2. Pre-Novice B (exhibitors all grades) - Open to members who have had previous experience training a dog, but are now training an untrained dog; or inexperienced members taking a previously trained dog.
3. Novice
4. Graduate Novice
5. Pre-Open
6. Open
7. Pre-Utility
8. Utility
9. Brace Class 4-H literature will be followed.

Department J-9, Class B - Dog Showmanship

Sign up for Showmanship on fair entry form. Open to all 4-H Dog Project members or other recognized youth organizations approved by the local fair, who have met the requirements of the 4-H Dog Project. Skill by the exhibitor in handling, grooming and conditioning of dog are judged.

Conformation of dog will not be considered. Females in season cannot be shown. One Grand and Reserve Champion for Showmanship will be selected from the first place winners in each class. Ribbon will be awarded.

PREMIUMS OFFERED

Blue..... \$3.00 Red.....2.50
White..... 2.00 Pink..... 1.50

1. Beginner Showmanship (1st or 2nd year of project)
2. Intermediate Showmanship (3rd or 4th year of project)
3. Senior Showmanship (5th year or more of project)

Members interested in entering exhibits in addition to their obedience and/or conformation performance, or unable to exhibit their dogs at the fair, may enter a poster, scrapbook or other display

under the Petless Pet Project section of this book. Use Dept. J-10, Class E on your entry blank.

Department J-9, Class C - Dog Agility

Agility judged Friday two weeks prior to the fair
Open to all 4-H Dog Project members or other recognized youth organizations approved by the local fair, who have met the requirements for the 4-H Dog Project.

Agility is a timed event with faults accumulated for the final scores. Sign up on fair entry form. A grand and reserve champion will be selected in agility if there are 6 or more entries total.

PREMIUMS OFFERED

Blue..... \$4.50 Red.....3.50
White..... 2.50 Pink.....1.50

1. Beginner Agility — open to any member who has never trained a dog or is training a new dog. Dogs can run on leash.
2. Intermediate Agility — open to dogs with previous training, leash optional.
3. Advanced Agility—open to dogs with previous training, no leash.

ANIMAL AND VETERINARY SCIENCE DEPARTMENT J-10 - ANIMAL AND VETERINARY SCIENCE

PREMIUMS OFFERED for Class A

Blue..... \$2.00 Red.....1.75
White..... 1.50 Pink.....1.25

Dept. J-10, Class A - Small Pets

Judging Saturday, two weeks prior to fair, 9:30 a.m.

Open to exhibitors in corresponding projects. Exhibitors must furnish own cages or tanks (portable cages/tanks are acceptable). It is not necessary to bring the entire living habitat for your animal. Small pets will be taken home right after judging. This is Danish System judging, NOT face-to-face.

One Grand Champion and one Reserve Champion will be selected from the department. Ribbon will be awarded.

1. Cavies (guinea pigs)
2. Cage birds
3. Chinchilla
4. Hamster
5. Reptiles and amphibians
6. Any other small pet, no angora or pygmy goats

CLASSES B THROUGH F WILL BE JUDGED FACE-TO-FACE WEDNESDAY, 12 NOON TO 7:00 P.M.

PREMIUMS OFFERED for Classes B, C, D, E and F

Blue..... \$1.75 Red.....1.50
White..... 1.25 Pink.....1.00

One Grand Champion and one Reserve Champion will be selected from the non-animal Vet Science exhibits.

Department J-10, Class B - Veterinary Science

Members are to mark the fair year on the back of posters in this department. Open to members enrolled in Veterinary Science Projects. Unless otherwise stated, the term “exhibit” under Veterinary Science may be a poster to fit the project, scrapbook, diary, collection, chart, display or any other idea that shows your project in the best possible way. Posters or charts must be 14”x22”.

Members may enter in one unit only. Members may refer to 4-H Veterinary Science literature for project information.

Vet Science - Unit I

1. Exhibit exploring a veterinary career.
2. Poster or chart explaining animal body systems or organs.

3. Display about proper animal nutrition.
4. Display or poster related to animal safety.
5. Any other exhibit not listed above.

Vet Science - Unit II

6. Exhibit about bio security.
7. Poster of the life cycle of an animal parasite.
8. Display or poster about feed contamination.
9. Any other exhibit not listed above.

Vet Science - Unit III

10. Exhibit about technological advances related to animal health.
11. Poster or chart about Zoonotic diseases.
12. Poster or display exploring animal-related careers.
13. Diagram of a cell.
14. Any other exhibit not listed above.

***** Horseless Horse Project members partnering with a horse and pony project member or leader to work with a live animal, must make fair entries from Dept. J-6 for live animal and may enter in J-10 Class C & D.**

Department J-10, Class C - Horseless Horse***

Open to exhibitors enrolled in Horseless Horse or Horse projects. All charts to be 14"x22".

1. Chart: drawings and explanation of the markings and color of horse.
2. Chart or display on history and development of the horse.
3. Display and description of photographs of 6 breeds of horses.
4. Booklet of year's activities and things learned in Horseless Horse.
5. Display and description of photographs of 6 different colors of horses.
6. Chart, poster or display of nutrition for a horse.
7. Chart of how parasite cycles pass through a horse.
8. Diagram and label parts of bridle and saddle (English or Western).

Department J-10, Class D - Clothes Horse/ Equestrian Attire***

Open to exhibitors in the Horse/Pony and Horseless Horse projects. Work must be that of exhibitor in the current year.

1. Grooming mitt
2. Grooming apron
3. Quilted leg wraps
4. Leg or tail wrap
5. Western pad
6. English pad
7. Cooling sheet
8. Horse blanket
9. Human clothing

Dept. J-10, Class E - Petless Pet/Animal Project

Each member may exhibit up to 3 entries. Entries must be prepared for this year only and made solely by exhibitor. Charts or posters to be 14"x22" and scrapbooks to be 8 1/2"x11".

Open to any member enrolled in any animal project.

JUNIOR DIVISION

(Open to exhibitors grades 3-6 as of January 1.)

1. Poster on the parts of a pet/animal.
2. Poster on five different breeds of pet/animal.
3. Poster on the parasites of a pet/animal.
4. Poster on any other pet/animal-related topic.
5. Scrapbook on breeds and characteristics of the pet/animal.
6. Scrapbook that tells a story about a pet/animal you own, care for or work with during the year. (Pictures, drawings and photographs may be used.)
7. Scrapbook of year's activities and things learned in Petless Pet/Animal Project.
8. Exhibit or display relating to an animal project.

INTERMEDIATE DIVISION

(Open to exhibitors grades 7-9 as of January 1.)

9. Poster on the parts of a pet/animal.
10. Poster on five different breeds of pet/animal.
11. Poster on the parasites of a pet/animal.
12. Poster on any other pet/animal-related topic.
13. Scrapbook on breeds and characteristics of the pet/animal.
14. Scrapbook that tells a story about a pet/animal you own, care for or work with during the year. (Pictures, drawings and photographs may be used.)
15. Scrapbook of year's activities and things learned in Petless Pet/Animal Project.
16. Exhibit or display relating to an animal project.

SENIOR DIVISION

(Open to exhibitors grade 10 & above as of January 1.)

17. Poster on the parts of a pet/animal.
18. Poster on five different breeds of pet/animal.
19. Poster on the parasites of a pet/animal.
20. Poster on any other pet/animal -related topic.
21. Scrapbook on breeds and characteristics of the pet/animal.
22. Scrapbook that tells a story about a pet/animal you own, care for or work with during the year. (Pictures, drawings and photographs may be used.)
23. Scrapbook of year's activities and things learned in Petless Pet/Animal Project.
24. Exhibit or display relating to an animal project.

Department J-10, Class F - Self-Determined, Animal and Vet Science

1. Exhibit, other than those listed above in classes A-E. To be the work of the exhibitor in the current year.

DOMESTICATED EXOTIC ANIMALS

Department J-11 - Domesticated Exotic Animals

Judging will be following Dairy Goat Show on Saturday

PREMIUMS OFFERED

Blue..... \$5.00 Red.....4.00
White..... 3.00 Pink.....2.00

Open to exhibitors enrolled in Goats or Small Pets projects. Follow rules in Department J-5, Goats and will stay for the duration of the Fair if space is available. Animals shown in this department must be included in the 6 or 7 animal limit indicated in J-5, Goats. A Grand Champion and Reserve Champion ribbon will be awarded provided there is a minimum of 6 goats total shown in Classes A-C, Lots 1-5. In the event of less than 6 animals shown, there would be a trophy or award for best exotic animals sponsored by the goat project.

Dept. J-11, Class A - Pygmy Goats

1. Pygmy Goat - Under 1 year old
2. Pygmy Goat - 1 to 2 years old
3. Pygmy Goat - Over 2 years old
4. Pygmy Goat – buck kids born January 1st and after of exhibit year

Dept. J-11, Class B - Commercial Meat Type

(100% Full blood registration) Kikos, Fainters, Boers, etc.

1. Meat Type - does only under 1 year old
2. Meat Type - does only 1 to 2 years old
3. Meat Type - does only over 2 years old
4. Meat Type - Junior buck kid, born April 1 or after of exhibit year.
5. Meat Type - Senior buck kid, born Jan. 1 to March 31 of exhibit year.

Dept. J-11 Class C - Commercial Meat Type

(Registered or non-registered) Kikos, Fainters, Boers, Unregistered Crossbreds, does only

1. Under 1 year old
2. 1-2 years old
3. Over 2 years old

CATS

DEPARTMENT J-13 - CATS

Judging Saturday two weeks prior to fair, 9:30 a.m.

Open to all members enrolled in the Cat Project and all cat exhibits must be the result of the regular 4-H work within the current year.

PREMIUMS OFFERED

Blue..... \$2.00 Red.....1.75
White..... 1.50 Pink.....1.25

A cat will be disqualified if any of the following are found: ear mites, fleas, lice or poor general condition. No diseased cat may be shown.

Rabies and distemper inoculations and feline leukemia vaccination are recommended, but not required.

Members provide their own cage, cage drapery, floor rug, feed and water dish, and litter box. Cats must be kept on a restraint or leash, harness or collar at all times while on the Fairgrounds.

Long hair cats: to determine long from short hair, hair should measure 1" long on tail.

No pregnant or nursing females. Claws must be clipped. If claws are NOT clipped, judge may disqualify. Only altered males over 8 months can be shown.

One Grand Champion and one Reserve Champion will be selected from the department.

Project members may also exhibit in Department J-10, Class E, Petless Pet/Animal Project

Department J-13, Class A - Kittens

1. Long-haired kitten, female, 4-8 months
2. Long-haired kitten, male, 4-8 months
3. Short-haired kitten, female, 4-8 months
4. Short-haired kitten, male, 4-8 months

Department J-13, Class B - Adult Cats

5. Long-haired female (intact) over 8 months
6. Short-haired female (intact) over 8 months
7. Neutered males; short hair, over 8 months & under 5 years.
8. Spayed females; short hair, over 8 months & under 5 years.
9. Neutered males; long hair, over 8 months & under 5 years.
10. Spayed females; long hair, over 8 months & under 5 years.
11. Neutered males over 5 years.
12. Spayed females over 5 years.

Department J-13, Class C - Decorated Cage

Members are able to decorate one cage for the cat project. You may provide your own cage or a rabbit-size cage will be provided. This would be decorated, brought to the fair on entry day Wednesday and kept at the fair until released on Sunday. To be judged in Department J-10 - Animal And Veterinary Science

Blue..... \$1.75 Red.....1.50
White..... 1.25 Pink.....1.00

13. Decorated cat cage.

PLANT & SOIL SCIENCE

DEPARTMENT J-14 - PLANT & SOIL SCIENCE

Judging Thursday, 10:00 a.m.

Any exhibits in Department J-14 not picked up by 8:00 p.m. on Sunday at the close of the fair will be discarded.

Department J-14, Class A - Field Crops

These exhibits are required to be grown in the garden and under the direct supervision of the exhibitor. All exhibits must be grown during the current season. Open only to exhibitors enrolled in Crops Project. Hay sheaves shall be dried, not fresh. Exhibit small grains in a reclosable, zipper-lock bag, 1 gallon only 3/4 full. All exhibits must be grown during the current season (planted after the previous years fair.)

One Grand Champion and Reserve Champion will be selected from classes A and B. Ribbon will be awarded.

PREMIUMS OFFERED

Blue.....\$2.00 Red.....1.75
White.....1.50 Pink.....1.25

Grains

1. Shell corn, 1 gallon **zipper-lock** bag
2. Dane Oats, 1 gallon **zipper-lock** bag
3. Ogle Oats, 1 gallon **zipper-lock** bag
4. Drumlin Oats, 1 gallon **zipper-lock** bag
5. Esker Oats, 1 gallon **zipper-lock** bag
6. Kame Oats, 1 gallon **zipper-lock** bag
7. Vista Oats, 1 gallon **zipper-lock** bag
8. Gem Oats, 1 gallon **zipper-lock** bag
9. Jim Oats, 1 gallon **zipper-lock** bag
10. Oats, any other variety, identified, 1 gallon zipper-lock bag
11. Rye, any variety, identified, 1 gallon zipper-lock bag
12. Barley, any variety, identified, 1 gallon zipper-lock bag
13. Winter Wheat, 1 gallon zipper-lock bag. This entry must be from previous crop year.
14. Spring Wheat, 1 gallon zipper-lock bag
15. Hybrid Corn, 8 ears
16. Soybeans, 1 gallon zipper-lock bag. This entry must be from previous crop year.
17. Seed Sunflower head, pollen caps removed.

Hay and Grain Sheaf

All sheaves will be measured at time of entry and should be 3-4 inches diameter at butt. **Need to be tied securely.**

18. Alfalfa Hay, dried, not fresh
19. Red Clover Hay, dried, not fresh
20. Alfalfa-Brome Mixture (at least 50% alfalfa), dried, not fresh
21. Barley Sheaf
22. Alsike Clover Hay, dried, not fresh
23. Oat Sheaf (leaves must be removed from stems)
24. Field Corn, 3 stalks, no brace roots, no roots at all
25. Soybean Sheaf
26. Wheat Sheaf (leaves must be removed from stems)
27. High Moisture Corn, re closable **zipper-lock** bag, 1 gallon only 3/4 full. Attach 3x5 card stapled to top stating type of harvest and type of storage.
28. Haylage, 1 gallon **zipper-lock** bag. Attach 3x5 card with type of harvest and storage.
29. Oatlage (may include peas) 1 **gallon zipper-lock** bag. Attach 3x5 card with type of harvest and storage.
30. Corn silage, 1 gallon **zipper-lock** bag. Attach 3x5 card with type of harvest and storage.
31. First crop baled hay, shown in **clear** plastic bag; exhibit shall be no larger than 20 inches square, 4 inches thick; may include pieces from large round or rectangular bales.
32. Second crop baled hay, shown in **clear** plastic bag; exhibit shall be no larger than 20 inches square, 4 inches thick; may include pieces from large round or rectangular bales.

Weed and Disease Collection

All posters shall be 14 x 22 inches Mark year on back with marker

33. Collection of 10 different weeds, pressed, mounted and identified.

34. Collection of 8 different plant diseases and/or plant insects, identified.

Department J-14, Class B - Potatoes

(Boxes, size 12"x12" will be furnished)

These exhibits are required to be grown on the home farm and under the direct supervision of the exhibitor. Each exhibit must consist of 6 cleaned potatoes. Exhibitor may be enrolled in either Field Crops or Vegetable Garden to enter potatoes.

- | | |
|--------------------|---|
| 1. Kennebec | 7. Superior |
| 2. Norgold Russets | 8. Russet Norkotah |
| 3. Norland | 9. Any other white variety, identify |
| 4. Yukon Gold | 10. Any other red variety, identify |
| 5. Red Pontiac | 11. Any other russet variety, identify |
| 6. Russet Burbank | 12. Any novelty variety, identify (fingerling, purple, blue, sweet, etc.) |

Dept. J-14, Class C - Vegetable Garden

Open to exhibitors enrolled in the Garden Project. Exhibitors may not enter more than 20 vegetable entries. Garden produce is judged on: (1) uniformity of size, shape and color for that variety; (2) trueness to size, shape and color for that variety; (3) free of disease, insect and other damages; (4) clean vegetables and exact number called for in Premium List.

Exhibitors are required to write the type and/or variety of vegetables on each entry tag.

One Grand Champion and one Reserve Champion will be selected from classes C and D. Ribbon will be awarded.

PREMIUMS OFFERED

for Class C, numbers 1-39

Blue.....	\$1.75	Red.....	1.50
White.....	1.25	Pink.....	1.00

1. Three green slicing cucumbers, burpless, 6-8 inches long.
2. Three green pickling cucumbers, 3-4 inches long.
3. Eight pickling cucumbers, small specimens under 3 inches.
4. Three ripe tomatoes, stems off, red or yellow.
5. Three ripe cherry tomatoes, stems off, red or yellow.
6. Three ripe pear tomatoes, stems off, red or yellow.
7. Three green tomatoes, stems off.
8. Three table carrots, 1 inch tops, remove taproot.
9. Three pickling beets, 1 inch top, 1/2 inch taproot.
10. Three beets, 1 inch top, 1/2 inch taproot.
11. Three yellow onions, remove outer rough layer only.
12. Three white onions, remove outer rough layer only.
13. Three red onions, remove outer rough layer only.
14. One broccoli.
15. One cabbage, head firm.
16. One head cauliflower.
17. One eggplant.
18. One hubbard squash, golden, blue, green, stem on.
19. One acorn squash, stem on.
20. One buttercup or bonbon squash, stem on.
21. One butternut squash, stem on.
22. One pie pumpkin, stem on.
23. One zucchini, stem on, 4-8 inches.
24. One zucchini, stem on, over 8 inches.
25. One squash, any other summer variety, stem on.
26. Green snap beans, 8 pods, stems on.
27. Any colored bean, not green, 8 pods, stems on.
28. Three green bell peppers.
29. Three colored bell peppers, not green.
30. Three hot peppers, identified.
31. Three ears sweet corn, any variety, husked.
32. One watermelon, ripe, stem on.

33. One muskmelon, any variety, stem on.
34. Five radishes.
35. 1 kohlrabi, with 1/2 inch taproot.
36. 10 pods of peas (non-edible pod).
37. Leaf lettuce, five leaves in zipper-lock bag
38. Any other vegetable not listed.
39. Eight different vegetable seeds, mounted, must be identified.

Garden box must include the following: 3 carrots, 8 pickling cucumbers, 3 beets, 1 cabbage, 3 dried onions, 1 squash, any variety. If one vegetable is missing, substitute with one of the following: 12 green beans, 3 tomatoes, 3 peppers, 1 eggplant or 3 ears sweet corn. Only one substitute will be allowed. Boxes, 18"x18", will be furnished. Will be checked for proper number of vegetables.

NEW in 2011; lots 40-42 have the option to be judged face-to-face from 10:00 – 10:30 a.m. on Thursday of the fair (entry MUST be checked in at the fair on Wednesday, entry day). To be considered face-to-face judging, the exhibitor must come to the vegetable judging area for judging between 10:00 – 10:30 a.m. on Thursday. The exhibitor must be present (no substitutes) and will talk with the judge about their garden box. The judge will determine the placing at that time. If the exhibitor does not come on Thursday, 10:00 – 10:30 a.m., the rest of the garden boxes will be judged Danish as a class.

PREMIUMS OFFERED

for Class C, numbers 40-43

Blue.....	\$3.50	Red.....	3.00
White.....	2.50	Pink.....	2.00

40. Garden Box (exhibitors grades 3,4 & 5) (*optional face-to-face judging, see above*).
41. Garden Box (exhibitors grades 6 & 7) (*optional face-to-face judging, see above*).
42. Garden Box (exhibitors grades 8 & above) (*optional face-to-face judging, see above*).
43. Display of container garden (shall not exceed 2 feet by 2 feet).

Department J-14, Class D - Fruit

PREMIUMS OFFERED

Blue.....	\$2.00	Red.....	1.75
White.....	1.50	Pink.....	1.25

1. Three pears, any variety.
2. Three apples, any variety.
3. Four plums, any variety.
4. Any other fruit: 1 cluster (ex: grapes); ½ pint (ex: raspberries); or display of 3 stalks (ex: rhubarb).

FLOWERS AND HOUSEPLANTS

DEPARTMENT J-15 - FLOWERS AND HOUSEPLANTS

Judging, Thursday, 10:00 a.m.

One Grand Champion and one Reserve Champion will be selected from Flowers. One Grand Champion and one Reserve Champion will be selected from Houseplants. One Grand Champion and one Reserve Champion will be selected from Herbs, Garden Plants and Plant Crafts. Ribbon will be awarded. Diseased plants will be sent home. Exhibitors bring entries at own risk. Plants are not to be sprayed with leaf shine.

Department J-15, Class A - Flowers

Open to exhibitors in the Flower Project. Flowers must be raised by exhibitor. All flowers must be brought in suitable, attractive vases or containers, foliage attached to blooms or spikes is acceptable. Please attach tags to vases with string or yarn, not to flowers.

PREMIUMS OFFERED for 1-19

Blue..... \$1.75 Red.....1.50
White..... 1.25 Pink.....1.00

1. Rose, most perfect bloom.
2. Dahlia, most perfect bloom. (Place in weighted vases to prevent tip-over at fair).
3. Cleome, most perfect bloom.
4. Gladiolus, one stem, most perfect. (Place in weighted vases to prevent tip-over at fair).
5. Sunflower, most perfect bloom. (Place in weighted vases to prevent tip-over at fair).
6. Celosia, plumed or crested (cockscomb), most perfect bloom. (Place in weighted vases to prevent tip-over at fair).
7. Cosmos, 3 stems.
8. Marigolds, 3 giant blooms.
9. Mini Yellow Marigolds, 3 blooms.
10. Mini Orange Marigolds, 3 blooms.
11. Mini Bi-Color Marigolds, 3 blooms.
12. Petunias, single, 3 stems.
13. Petunias, double, 3 stems.
14. Zinnias, giant, 3 blooms.
15. Zinnias, dwarf, 3 blooms.
16. Snapdragons, 3 stems.
17. Pansy, 3 stems.
18. Annual Not Listed, 3 stems or blooms. Identify variety on tag.
19. Perennial Not Listed, 3 stems or blooms. Identify variety on tag.

Arrangements

Arrangements must include flowers raised by exhibitor. The use of floral foam, frogs and oasis blocks is encouraged. Arrangements may include foliage (plant leaves, twigs, boughs) bows, ribbons and picks.

PREMIUMS OFFERED for 20-22

Blue..... \$2.50 Red.....2.25
White..... 2.00 Pink.....1.75

20. 4th of July — Red, White, Blue.
21. Fall — Halloween — Thanksgiving.
22. Winter — Christmas.

Department J-15, Class B - Houseplants

Open to exhibitors enrolled in Houseplants. **No pots larger than 10 inches across or 10 inches square.** Diseased plants will be sent home. Bring entries at your own risk. Plants must be taken care of by exhibitor at least three months.

PREMIUMS OFFERED

Blue..... \$2.00 Red.....1.75
White..... 1.50 Pink.....1.25

1. African Violet, single.
2. African Violet, double/semi double.
3. Begonia (Rex, Angel Wing, Eyelash). Identify variety on tag, must be identified.
4. Succulent, one variety (Snake Plant, Jade, Burro Tail). Identify variety on tag, must be identified.
5. Cacti, one plant, not succulent. Identify variety on tag, must be identified.
6. Christmas/Easter cactus.
7. Ivy, English type.
8. Tradescantia (Inch Plant, Wandering Sailor).
9. Philodendron or Pothos.
10. Spider Plant, any variety.
11. Peperomia, any variety.
12. Schefflera or Umbrella Tree.
13. Hoya/Hindu Rope.
14. Fern, any variety. Identify variety on tag, must be identified.
15. Deffenbachis or Dumb Cane.
16. Ficus (Weeping Fig, Rubber Plant, Fiddle Leaf Fig).

17. Spathiphyllum (Peace Lily).
18. Plectranthus (Swedish Ivy, any variety).
19. Dish Garden, 3-5 varieties, novelties optional.
20. Cascading/Trailing Plant not listed, must be identified.
21. Flowering Plant not listed, must be identified.
22. Foliage Plant not listed, must be identified.

Department J-15, Class C - Herbs

Open to exhibitors enrolled in Houseplants, Flowers or Plant & Soil Science.

PREMIUMS OFFERED

Blue..... \$1.75 Red.....1.50
White..... 1.25 Pink.....1.00

1. One potted annual herb, label variety.
2. One potted perennial herb, label variety.
3. Herbarium. Identify plants.
4. Dried hanging herb. 10 cut stalks, neatly tied. Label variety.
5. Fresh hanging herb. 10 cut stalks, neatly tied. Label variety.
6. Dried leaves. 20 leaves in a small zipper-lock bag. Label variety.
7. Fresh leaves. 20 leaves in a small zipper-lock bag. Label variety.
8. Garlic or shallots, 2 bulbs. Label variety.

Department J-15, Class D - Plant Crafts

Open to exhibitors enrolled in House Plants, Flowers or Plant & Soil Science. Plant materials grown or collected by exhibitor. No artificial product.

PREMIUMS OFFERED

Blue..... \$2.00 Red.....1.75
White..... 1.50 Pink.....1.25

1. Dried arrangement.
2. Corsage.
3. Arrangement for a dinner table.
4. Wreath.
5. Any wall decoration.
6. Basket arrangement.
7. One pint of homemade potpourri.
8. Item made from pressed plants.
9. Any other item.

Department J-15, Class E - Garden Plants

Open to exhibitors enrolled in House Plants, Flowers or Plant & Soil Science. **No pots larger than 10 inches across or 10 inches square.**

Diseased plants will be sent home. Bring entry at your own risk. Plants must be planted and taken care of by exhibitor. **One plant in pot.**

PREMIUMS OFFERED

Blue..... \$2.00 Red.....1.75
White..... 1.50 Pink.....1.25

1. Single Petunia, any color.
2. Double Petunia, any color.
3. Mini yellow Marigold.
4. Mini bicolor Marigold.
5. Mini orange Marigold.
6. Coleus, any variety.
7. Geranium in bloom.
8. Novelty Geranium (Ivy, Rose bloom, Scented).
9. Impatiens.
10. New Guinea Impatiens.
11. Fuchsia.
12. Wax Begonia.
13. Tuberous Begonia.
14. Euphorbia Succulent. Identify variety on tag.

15. Any other Perennial not listed above. Identify on tag.
16. Annual not listed above. Identify on tag.
17. Container Garden, 3 or more annual plants. (Not identical plants). Identify on tag.

Department J-15, Class F - Home Grounds

Open to exhibitors enrolled in House Plants, Flowers, Home Grounds or Plant & Soil Science.

PREMIUMS OFFERED

Blue..... \$1.75 Red.....1.50
White..... 1.25 Pink.....1.00

1. Poster showing tools used for landscaping. Mark year on back of exhibit.
2. Design of garden, labeling plants, telling whether it is sun or shade (no larger than 3x3 feet).
3. Design of yard, showing house, other buildings and landscaping (no larger than 3x3 feet).
4. Any other exhibit (no larger than 3x3 feet).

Department J-15, Class G - Self-Determined

PREMIUMS OFFERED

Blue..... \$2.00 Red.....1.75
White..... 1.50 Pink.....1.25

1. This includes any exhibit that is not listed under any other Flower or Houseplant project.

NATURESPACE

Natural Science - Environmental Education

DEPARTMENT J-16

To be judged Thursday, 10:00 a.m.

Open to all members enrolled in Exploring Your Environment, Nature space, Natural Science or Adventure projects. One Grand Champion and one Reserve Champion will be selected from this Department. Ribbon will be awarded. One entry per premium number.

PREMIUMS OFFERED (for Classes A through L)

Blue..... \$2.00 Red.....1.75
White..... 1.50 Pink.....1.25

Unless otherwise stated, the term "exhibit" under Nature space may be a poster to fit project, scrapbook, diary, collection, or any other idea that shows your project in the best possible way.

It is recommended that the maple syrup jars not be opened during judging, but it is up to the judge's preference.

No bird nests, no feathers (from endangered or protected species).

Dept. J-16, Class A - Trees

Unit I - Open to exhibitors grades 3-7.

1. One pint maple syrup, not purchased, displayed in a certified jar.
2. Press, label, and mount leaves of at least 15 trees.
3. Surface rubbing of at least 15 leaves, labeled.
4. Collection of at least 15 kinds of tree seeds. Label should include at least the name of tree.
5. Any other exhibit not listed above.

Unit II - Open to exhibitors grades 8 & above.

6. One pint maple syrup, not purchased, displayed in a certified jar.
7. Press, label, and mount leaves of at least 25 trees.
8. Surface rubbings of at least 25 leaves, labeled.
9. Collection of at least 25 kinds of tree seeds. Label should include at least the name of tree.
10. Any other exhibit not listed above.

Department J-16, Class B - Wildlife

Unit I - Open to exhibitors grades 3-7.

1. Exhibit of wildlife observation in a selected area (forest, wetland, prairie, etc.) that shows types of wildlife present, feeding or other habits.
2. Squirrel or wood duck nesting box.
3. Plaster casts of at least 2 different wildlife tracks, labeled.
4. Exhibit of at least 7 tracks that you have seen; label track, identify where and when seen.
5. Any other exhibit not listed above.

Unit II - Open to exhibitors grades 8 & above.

6. Exhibit of wildlife observation in a selected area (forest, wetland, prairie, etc.) that shows types of wildlife present, feeding or other habits.
7. Squirrel or wood duck nesting box.
8. Plaster casts of at least 2 different wildlife tracks, labeled.
9. Exhibit of at least 12 tracks that you have seen; label track, identify where and when seen.
10. Any other exhibit not listed above.

Dept. J-16, Class C - Birds

Unit I - Open to exhibitors grades 3-7.

1. Exhibit of at least 15 birds, where seen, and date seen, etc.
2. Exhibit of pictures or drawings and explanation of the different kinds of the following bird parts: beak, feet, feathers, and head.
3. Martin house.
4. Bluebird house.
5. Wren house.
6. Any other birdhouse not listed above, identified.
7. Bird feeder.
8. Any other exhibit not listed above.

Unit II - Open to exhibitors grades 8 & above.

9. Exhibit of at least 25 birds, where seen, and date, etc.
10. Exhibit of pictures or drawings and explanation of the different kinds of the following bird parts: beak, feet, feathers, and head.
11. Martin house.
12. Bluebird house.
13. Wren house.
14. Any other birdhouse not listed above, identified.
15. Bird feeder.
16. Any other exhibit not listed above.

Department J-16, Class D - Sport Fishing

Unit I & Unit II - Open to exhibitors enrolled in Sport Fishing I or II. Exposed fish hooks must be covered.

1. Exhibit or drawing with labels of different parts of a fish.
2. Draw a map of your favorite fishing spot.
3. Display of at least 10 equipment used for fishing.
4. Homemade pop can casting reel (pg. 10 in 4-H literature).
5. Exhibit showing at least 5 different kinds of knots.
6. Exhibit on fishing safety.
7. Fishing journal of at least 5 fishing trips including pictures with story. The story should include the weather, date, time, temperature, etc.
8. Make a soda bottle trap (pg. 26 in 4-H literature).
9. Exhibit identifying the different parts of a fishing rod and reel.
10. Any other exhibit on fishing not listed above.

Unit III - Open to exhibitors enrolled in Sport Fishing III.

11. Exhibit or drawing with labels of different parts of a fish.
12. Exhibit of at least 5 different types of bait.
13. Display of at least 15 equipment used for fishing.
14. Homemade ice-fishing pole and tip-up.
15. Exhibit showing at least 7 different kinds of knots.
16. Exhibit on fishing safety.

17. Fishing journal of at least 7 fishing trips including pictures with story. The story should include the weather, date, time, temperature, etc.
18. Exhibit identifying at least 10 different types of fish.
19. Exhibit identifying the different parts of a fishing rod and reel.
20. Any other exhibit on fishing not listed above.

Department J-16, Class E - Entomology

Unit I - Open to exhibitors grades 3-7.

1. Collection of at least 10 moths and/or butterflies, mounted and labeled correctly. Current year.
2. Collection of at least 10 other insects, mounted and labeled correctly (not including moths and butterflies). Current year.
3. Exhibit of the 2 kinds of life cycles (using one insect from each cycle).
4. Homemade item used for collecting or mounting insects, with explanation on how it was made and how to use it (net, kill jar, mounting block, etc.)
5. Any other item not listed above.

Unit II - Open to exhibitors grades 8 & above.

6. Collection of at least 15 moths and/or butterflies, mounted and labeled correctly. Current year.
7. Collection of at least 15 other insects, mounted and labeled correctly (not including moths and butterflies). Current year.
8. Exhibit of the 2 kinds of life cycles (using one insect from each cycle).
9. Homemade item used for collecting or mounting insects, with explanation on how it was made and how to use it (net, kill jar, mounting block, etc.)
10. Any other item not listed above.

Department J-16, Class F Wildflowers

If unsure of endangered or threatened status of wildflowers, contact the UW-Extension office for current Wisconsin Bureau of Endangered Resources and Threatened Species List.

Unit I - Open to exhibitors grades 3-7.

1. Press, label, and mount at least 10 common wildflowers of Wisconsin. (**WARNING! Not protected flowers.**)
2. Handmade plant press.
3. Paint or draw at least 6 kinds of wildflowers, labeled. The flowers may be separate plants or may be grouped in a bouquet. Attach a 3x5 card with the following information: Tell whether the picture was traced, drawn to scale or drawn freehand from a picture or from nature.
4. Make leaf prints of at least 15 kinds of common wildflowers. (**WARNING! Not protected flowers.**) Label.
5. Any other exhibit not listed above.

Unit II - Open to exhibitors grades 8 & above.

6. Press, label with common and Latin name, and mount at least 15 common wildflowers of Wisconsin. (**WARNING! Not protected flowers.**)
7. Handmade plant press.
8. Paint or draw at least 10 kinds of wildflowers, labeled. The flowers may be separate plants or may be grouped in a bouquet. Attach a 3x5 card with the following information: Tell whether the picture was traced, drawn to scale or drawn freehand from a picture or from nature.
9. Make leaf prints of at least 25 kinds of common wildflowers. (**WARNING! Not protected flowers.**) Label.
10. Any other exhibit not listed above.

Department J-16, Class G Shooting Sports

Please See The 4-H Project Guide for Shooting-Sports Age Guidelines.

Open to exhibitors enrolled in the Shooting Sports projects. Youth must work with state-certified shooting sports leaders in any of the shooting sports disciplines.

Unit I - Open to exhibitors grades 3-7.

1. Exhibit on safety. (Black powder, pellet, BB, .22 rifle, shotgun or archery.)
2. Exhibit on proper care and maintenance of a gun or archery equipment.
3. Exhibit of the 4 rifle firing positions or 3 archery aiming positions.
4. Two handmade items for firearms or archery.
5. Take hunter safety course, then exhibit completed workbook from course with short story of what was learned during the course.
6. Diary of a hunt, include several pictures.
7. Any other exhibit not listed above.

Unit II - Open to exhibitors grades 8 & above.

8. Exhibit on safety. (Black powder, pellet, shotgun or archery.)
9. Exhibit on proper care and maintenance of a gun or archery equipment.
10. Exhibit of the 4 rifle firing positions or 3 archery aiming positions.
11. Two handmade items for firearms or archery.
12. Display of at least 10 empty shotgun shell casings or rifle cartridges with proper ID.
13. Diary of a hunt, include several pictures.
14. Any other exhibit not listed above.

Department J-16, Class H Summer Adventures

Summer Adventures may include camping, bicycling, canoeing, boating, jet skiing, hiking, etc.

Unit I - Open to exhibitors grades 3-7.

1. Exhibit of a first aid/survival kit for a summer adventure. What activity it would be used for and what would be included.
2. Exhibit of a summer adventure. Include story and photos.
3. Handmade item for a summer adventure. Include 3x5 card describing item and what it would be used for.
4. Any other item not listed above.

Unit II - Open to exhibitors grades 8 & above.

5. Exhibit of a first aid/survival kit for a summer adventure. What activity it would be used for and what would be included.
6. Exhibit of a summer adventure. Include story and photos.
7. Handmade item for a summer adventure. Include 3x5 card describing item and what it would be used for.
8. Any other exhibit not listed above.

Dept. J-16, Class I Winter Adventures

Winter Adventures may include hiking, cross-country skiing, downhill skiing, snowshoeing, camping, etc.

Unit I - Open to exhibitors grades 3-7.

1. Exhibit of a first aid/survival kit for a winter adventure. What activity it would be used for and what would be included.
2. Exhibit of a winter adventure. Include story and photos.
3. Handmade item for a winter adventure. Include 3x5 card describing item and what it would be used for.
4. Any other exhibit not listed above.

Unit II - Open to exhibitors grades 8 & above.

5. Exhibit of a first aid/survival kit for a winter adventure. What activity it would be used for and what would be included.
6. Exhibit of a winter adventure. Include story and photos.
7. Handmade item for a winter adventure. Include 3x5 card describing item and what it would be used for.
8. Any other exhibit not listed above.

Department J-16, Class J Honeybees

Unit I - Open to exhibitors grades 3-7.

1. Exhibit to show about honeybees. May include a handcrafted item. No purchased honey.

Unit II - Open to exhibitors grades 8 & above.

2. Exhibit to show about honeybees. May include a handcrafted item. No purchased honey.

Department J-16, Class K - Weather

Unit I - Open to exhibitors grades 3-7.

1. Exhibit to show about weather. May include a handcrafted item

Unit II - Open to exhibitors grades 8 & above.

2. Exhibit to show about weather. May include a handcrafted item.

Department J-16, Class L Self-Determined

Unit 1 - Open to exhibitors grades 3-7.

1. This includes any exhibit that is not listed under any other Nature space project.

Unit II - Open to exhibitors grades 8 & above.

2. This includes any exhibit that is not listed under any other Nature space project.

EXPLORING

DEPARTMENT J-17 - EXPLORING

To be judged face-to-face Wednesday, 12 noon - 7 p.m.

Open to exhibitors enrolled in the Exploring project. Members may enter **six or fewer** exhibits in this class.

Three-five merit ribbons will be awarded.

All posters to be 14"x22" in size.

No glass dishes allowed in Exploring department.

No bird nests or feathers (from endangered or protected species) should be brought in Explorers exhibits.

Department 17, Class A - Exploring 4-H

PREMIUMS OFFERED

Blue.....\$1.75 Red.....1.50

White.....1.25 Pink.....1.00

1. Handmade puppet.
2. Poster showing six traffic signs, labeled.
3. Simple bird feeder.
4. Closed terrarium or plant started from slip.
5. Six things from nature hike or six nature surface rubbings, identified. No bird nests or feathers.
6. 5 photos on same subject (for example: animals, flowers), labeled, on poster board no larger than 14"x22".
7. Collection of six insects or six bird pictures or photos, labeled.
8. Garden entry. Select one entry from Dept. J-14, Class C, Lots 1-39. Must be exhibited in Exploring Department.
9. Wooden jigsaw/picture puzzle.
10. Handmade first-aid kit.
11. Four brownies/Rice Krispie treats, etc., or a nutritious snack (2"x2"). (Remember these items will be on display for 5 days. Try not to bring food that will spoil sitting out.)
12. Drawing or painting by exhibitor, any medium, no larger than 14"x22".
13. Pillow or stuffed animal.
14. Scarf, scrunchy or tote bag.
15. Ceramic piece.
16. Plastic canvas.
17. Any stencil item. Display small items in a plastic bag.
18. Any model from a kit.
19. Tie-dyed article.
20. Home decorating item. No pillow or stuffed animal.

21. Any mosaic article.

22. Any woodworking article (birdhouse or box).

23. Any other exhibit/exploring, "NO ANIMALS."

VISUAL ARTS

DEPARTMENT J-18 - VISUAL ARTS

To be judged Thursday, 10:00 a.m.

Up to 4 Grand and Reserve Champions may be selected in visual arts.

Members enrolled in Arts & Crafts I & II may exhibit in any Visual Arts Classes A-N. Exhibitors bring entries at their own risk. A 3x5 card is optional for any exhibit to explain the techniques used.

PREMIUMS OFFERED (Class A-Q)

Blue.....\$2.00 Red.....1.75

White.....1.50 Pink.....1.25

Dept. J-18, Class A — Drawings & Paintings

Rules and Regulations:

1. Exhibits are open only to members enrolled in the Art project. Paintings and drawings must have been made during the current club year. Entries must be the work of exhibitor and each entry must be original.

2. All exhibits must be suitably matted (no frames, no glass, no foam board).

3. All entries in Class A must have a title placed on a 3"x5" card stapled to the lower front right-hand corner.

4. Entry tag must be stapled to title card in the lower right hand front corner.

5. Painting and drawing exhibits should be no larger than 18"x22".

6. Chalk and pastel articles must have a sprayed finish.

7. No paint-by-number kits.

8. No computer generated drawing and painting unless noted

Unit I - All Ages

1. Shape, 2-D, paper, dimensional art
2. Shape, 3-D, paper, dimensional art
3. Space (toothpicks, wire sculpture, etc.)
4. Scratch
5. Computer generated drawing or painting

Unit II - Grades 3-6.

May exhibit 5 of the following:

6. Watercolor or tempera painting
7. Graphics (pencil, pen, or charcoal drawing)
8. Animal drawing
9. Bird drawing
10. Acrylic painting
11. Poster with a 4-H or fair theme.
12. Cartoon (must be cartoon strip, 3-6 frames)
13. Other media (chalk, pastel, etc. sprayed)
14. Painting on any other surface
15. Abstract drawing

Unit III - Grades 7-9. Drawing –

May exhibit 5 of the following:

16. Animal/Bird drawing
17. Figure drawing (is an identifiable whole body figure, head to toe)
18. Portrait
19. Any other drawing
20. Perspective
21. Still life
22. Landscape
23. Abstract
24. Combination of drawing techniques. On 3x5 card, explain techniques used.

Painting - Paintings may be watercolor, tempera, acrylic or oil paint. May exhibit 5 of the following:

25. Still life (any media)
26. Abstract
27. Landscape
28. Portrait
29. Animals/Birds
30. Painting on any other surface (wood, saw blade, mailbox)
31. Any other painting

Unit IV - Grade 10 and above. Drawing –

May exhibit 5 of the following:

32. Animal/Bird drawing
33. Figure drawing (is an identifiable whole body figure, head to toe)
34. Portrait
35. Any other drawing
36. Perspective
37. Still life
38. Landscape
39. Abstract
40. Combination of drawing techniques. On 3x5 card, explain techniques used.

Painting - Paintings may be watercolor, tempera, acrylic or oil paint. May exhibit 5 of the following:

41. Still life
42. Abstract
43. Landscape
44. Portrait
45. Animals/Birds
46. Painting on any other surface (wood, saw blade, mailbox)
47. Any other painting

Department J-18, Class B — Bead Art

Indicate on 3x5 card if kit. All exhibits should be in a Ziploc plastic bag if possible. Staple tag on inside of bag. Use cardboard inside the plastic bag to display jewelry.

Unit I - Open to Grades 3-6

1. Bead jewelry, displayed in Ziploc plastic bag.
2. Pony bead art, no jewelry.
3. Any other bead art, no jewelry or pony beads.

Unit II - Open to Grades 7-9.

4. Bead jewelry set-bracelet and necklace; displayed in Ziploc plastic bag.
5. Pony bead art, no jewelry.
6. Any other bead art, no jewelry or pony beads.

Unit III - Open to Grades 10 and above.

7. Bead jewelry set-bracelet, necklace, and earrings; displayed in Ziploc plastic bag.
8. Pony bead art, no jewelry.
9. Any other bead art, no jewelry or pony beads.

Department J-18, Class C — Glass Art

Indicate on 3x5 card if kit

Unit I - Open to exhibitors in Grades 3 and above.

1. Stained or painted glass.
2. Glass etching.

Department J-18, Class D — Scrapbooking (No Books)

1. Scrapbook 4 pages/pieces in 2 plastic protectors (back-to-back), grades 3-6
2. Scrapbook 4 pages/pieces in 2 plastic protectors (back-to-back), grades 7-9
3. Scrapbook 4 pages/pieces in 2 plastic protectors (back-to-back) grades 10 and above

Department J-18, Class E — Macrame

1. Macrame Jewelry (grades 3-7)
2. Macrame Jewelry (grades 8 & above)
3. Accessory for the home (hot pad, spice rope, no pot hangers)
4. Clothing accessory (belt, purse). NO JEWELRY.
5. Article using beads. NO JEWELRY.
6. Wall hanging
7. Pot hanger (bring container to show fit. **No breakable Pots .**)
8. Any other article not listed above

Department J-18, Class F — Mosaics

Include in the exhibit the mosaic article and a 3"x5" card with the title of the article. NO COLLAGES. No kits are to be used and the design must be an original one.

Unit I - Open to Grades 3-7

1. Mosaic made of seeds
2. Mosaic made of pasta
3. Mosaic made of paper
4. Mosaic made of thread, yarn, string, cloth, etc.
5. Mosaic made of any other material (sand, egg shells, etc.)
6. Combination of techniques

Unit I - Open to Grades 8 and above.

7. Mosaic made of seeds
8. Mosaic made of pasta
9. Mosaic made of paper
10. Mosaic made of thread, yarn, string, cloth, etc.
11. Mosaic made of any other material (sand, egg shells, etc.)
12. Combination of techniques

Department J-18, Class G — Stencil Painting

Articles should be on hanger if possible. Use a different design for each item number — you cannot use the same design for entries under a different item.

Unit I - Open to first and second year project members.

1. Stencil painting on paper, two pieces, different designs, display in plastic bag.
2. Stencil on wood.
3. Shape or block printing
4. Splatter or string on paper.
5. Stencil on cloth (T-shirt, pillow.)

Unit II - Open to third or more year project members.

6. Cloth accessory for the home. (such as pillow, rug, towel, wall hanging). Must be a finished project.
7. Any other material (no cloth, wood or paper). Example: glass, cork board or plastic
8. Stencil on an article to wear (T-shirt, etc.)
9. Wall border on 6"x22" piece of poster board.
10. Stencil on wood.
11. Block print item

Department J-18, Class H — Poured Molded Ceramics

A molded ceramics is a commercial mold that uses ceramic slip. Not paper plate or face mold.

No multidecorative pieces unless glued or secured together. No embellishments, i.e. flowers, ribbons, beads, etc.

Glazed pieces must have sharp stilt marks sanded off. Eyes should be exhibitors own work.

Unit I

Open to exhibitors, Grades 3 - 6, enrolled in Ceramics. May exhibit 6 or fewer of the following molded ceramics. **Current fair year must be labeled on the bottom of exhibit (painted, etched, permanent marker).**

1. Glazed piece
2. Underglazed piece

3. Item using stain
4. item using dry-brush technique
5. decal/Overglazed piece
6. Christmas decoration (no more than 3 pieces)
7. Any other exhibit not listed (chalk, antique) (attach 3"x5" card explaining technique)
8. combination of at least 2 techniques (attach 3"x5" card explaining techniques)
9. Any other holiday

Unit II

Open to exhibitors, Grades 7-9 May exhibit 6 or fewer of the following molded ceramics. **Current fair year must be labeled on the bottom of exhibit (painted, etched, permanent marker).**

10. Glazed piece
11. Underglazed piece
12. Item using stain
13. Item using dry-brush technique
14. Decal/Overglazed piece
15. Christmas decoration (no more than 3 pieces)
16. Any other exhibit not listed (chalk, antique) (attach 3"x5" card explaining technique)
17. Combination of at least 2 techniques. (attach 3"x5" card explaining techniques)
18. Any other holiday.

Unit III

Open to exhibitors, Grades 10 and above. May exhibit 6 or fewer of the following molded ceramics. **Current fair year must be labeled on the bottom of exhibit (painted, etched, permanent marker).**

19. Glazed piece
20. Underglazed piece
21. Item using stain
22. Item using dry-brush technique
23. Decal/Overglazed piece
24. Food safe item (Cookie jar, etc.)
25. Any other exhibit not listed (chalk, antique) (attach 3"x5" card explaining technique)
26. Combination of at least 2 techniques. (attach 3"x5" card explaining techniques)
27. Christmas decoration (no more than 3 pieces)
28. Any other holiday

Department J-18, Class I — Other Ceramics

Current fair year must be labeled on the bottom of exhibit (painted, etched, permanent marker).

No use of mold to shape exhibit unless stated.

1. Pinch pot
2. Slab item
3. Coil item
4. Wheel-thrown item
5. Combination item (any combination of above techniques), include 3x5 card explaining techniques.
6. Molded plaster of paris cast item
7. Any other item, include 3x5 card explaining techniques.
8. Molded clay ceramic item
9. Porcelain piece

Department J-18, Class J — Batik, Tie Dyeing

Unit I - Open to exhibitors Grades 3-6.

Articles should be on hangers if possible.

1. Batik, any item.
2. Tie Dyeing, article to wear
3. Tie Dyeing, any other article for home

Unit II - Open to exhibitors Grades 7-9.

Articles should be on hangers if possible.

4. Batik, any item.

5. Tie Dyeing, article to wear
6. Tie Dyeing, any other article for home

Unit III - Open to exhibitors Grades 10 and above.

Articles should be on hangers if possible.

7. Batik, any item.
8. Tie Dyeing, article to wear
9. Tie Dyeing, any other article for home

Department J-18, Class K — Creative Stitchery

Creative stitchery includes embroidery, cross stitch, counted cross stitch, crewel and needlepoint.

1. Open-backed sampler, creative design, finished, approximately 4"x6".
2. Article for use in home (pillowcase, towels).
3. Plastic canvas, 3 ornaments or holiday decoration.
4. Plastic canvas, household item (Kleenex box, napkin holder).

Department J-18, Class L — Leather

Member may exhibit five or fewer items. Exhibits should not be painted. Kits acceptable, but must be identified on 3"x5" card.

1. Bag tag or key case
2. Bookmark or comb case
3. Coin purse/wallet or billfold
4. Dog collar
5. Knife/scissors case
6. Belt
7. Moccasins
8. Bracelet
9. Checkbook or sunglasses case
10. Any other leather not listed above

Department J-18, Class M — Rubber Stamping

Unit I Open to exhibitors in Grades 3-6.

1. Rubber stamping on paper, 2 pieces, different designs, display in plastic bag.
2. Rubber stamping on cloth using two or more stamp designs.
3. Any other rubber stamped item on any other material, no paper, no cloth.
4. Stamping on wood.

Unit II Open to exhibitors in Grades 7-9.

5. Rubber stamping on paper, 3 pieces, different designs – one should be gift wrap or bag. Display in plastic bag.
6. Rubber stamping on cloth using two or more stamp designs.
7. Any other rubber stamped item on any other material, no paper, no cloth.
8. Stamping on wood.

Unit III Open to exhibitors in Grade 10 and above.

9. Rubber stamping on paper, 3 pieces. Stationary or greeting cards with 3 matching envelopes, different designs, display in plastic bag.
10. Rubber stamping on cloth using two or more stamp designs.
11. Any other rubber stamped item on any other material, no paper, no cloth.
12. Stamping on wood.

Department J-18, Class N — Cultural Arts

This includes any exhibit that is currently not listed under any other Cultural Arts project.

Unit I - Open to exhibitors Grades 3-7.

1. Paper art maché (masks, pinatas, etc.)
2. Sand art (bottle casting)
3. Metal art item (no sharp edges or points)
4. Embellished sweatshirt/T-shirt
5. Any other art not listed in A-N. (Describe work done on 3"x5" card)
6. Basketry item

Unit II - Open to exhibitors Grades 8 and above.

7. Paper art maché (masks, pinatas, etc.)
8. Sand art (bottle castings)
9. Metal art item (no sharp edges or points)
10. Embellished sweatshirt/T-shirt
11. Any other art not listed in A-N. (Describe work done on 3"x5" card)
12. Basketry item

Department J-18, Class O — Music

Open to all exhibitors enrolled in the music project. Presentations are suggested to be on flash drive; notify superintendents to have compatible computer available or make other arrangements.

1. Scrapbook or written critique of musical you were involved with.
2. Poster on instrument you play
3. Essay on one area of music (composer, type of music, etc.)
4. Audio recording of favorite original musical piece. Include music sheets, 3"x5" card listing title, instrument and accompanist (no groups).

Department J-18, Class P — Drama

Open to all exhibitors in Theater Arts & Clowning. Presentations are suggested to be on flash drive; notify superintendents to have compatible computer available or make other arrangements.

1. A scrapbook on drama
2. A poster on drama, 14"x22"
3. Written original one-act play or review of a play attended.
4. Two homemade puppets or one marionette with description of use
5. Costume or prop made for clown project
6. Any other drama exhibit

Department J-18, Class Q — Self-Determined - Cultural Arts
NEW in 2011; items entered in class Q have the option to be judged face-to-face from 2:30 – 3:00 p.m. on Thursday of the fair (entry MUST be checked in at the fair on Wednesday, entry day). To be considered face-to-face judging, the exhibitor must come to the visual arts judging area for judging between 2:30 – 3:00 p.m. on Thursday. The exhibitor must be present (no substitutes) and will talk with the judge about their entry. The judge will determine the placing at that time. If the exhibitor does not come on Thursday, 2:30 – 3:00 p.m., the rest of the entries in class Q will be judged Danish as a class.

1. This includes any exhibit that is not listed under any other class. Include a 3"x5" card with explanation of work done and item's purpose. (*optional face-to-face judging, see note above*)

PHOTOGRAPHY

DEPARTMENT J-20 - PHOTOGRAPHY

To be judged Thursday, 11:00 a.m.

1. All pictures must be made during the current year.
2. All entries must be mounted on poster board, not smaller than 5"x7" nor larger than 14"x22", depending upon picture size and number of pictures in exhibit. All pictures of one prize number on a single mounting.
3. NO frames (wood or metal) no glass or acrylic will be accepted.
4. **NO foam board.**
5. **Each poster must have a title, each picture a caption. All photos on poster must be the same size.**
6. **Please indicate on your poster: automatic focus, single lens reflex camera, zoom lens, non zoom lens, film speed (if applicable), type of camera (35mm, digital, 110, etc.) in front, right lower corner.**

7. STAPLE ENTRY TAG ON FRONT, RIGHT LOWER CORNER.

8 Entries will be judged on basis of technical quality, composition and storytelling ability.

9. Suggestion: pictures should be mounted using rubber cement.

10. Exhibitors may enter in one class only.

11. No dates should be printed on the photos.

12. **NEW in 2011**; lot 13 has the option to be judged face-to-face from 1:00 – 1:30 p.m. on Thursday of the fair (entry MUST be checked in at the fair on Wednesday, entry day). To be considered face-to-face judging, the exhibitor must come to the photography judging area for judging between 1:00 – 1:30 p.m. on Thursday. The exhibitor must be present (no substitutes) and will talk with the judge about their entry. The judge will determine the placing at that time. If the exhibitor does not come on Thursday, 1:00 – 1:30 p.m., the rest of the entries in lot 13 will be judged Danish as a class.

PREMIUMS OFFERED

Blue.....\$2.00 Red.....1.75

White.....1.50 Pink.....1.25

Superintendents will divide entries by camera type (35mm, digital, etc.) for Danish judging.

Department J-20, Class A - Adventures With Your Camera

Unit I - Open to exhibitors grades 3-5.

1. Family gathering or group, 3 photos, colored
2. Sequence of 3 pictures reporting any subject, colored.
3. Animal photography, 3 photos, colored
4. Traveling Wisconsin: 3 photos (places must be identified), colored.
5. Winter photography: group of 3 photos, colored
6. Unique or trick photo, 5x7, explanation on attached 3x5 card.
7. A 5"x7" (or larger) enlargement.

Unit II - Open to exhibitors grades 6-8.

8. Flowers, 3 photos, colored
9. Sequence of 3 pictures reporting any subject, colored.
10. Animal photography, 5 photos, colored
11. Traveling Wisconsin: 3 photos (places must be identified), colored.
12. Winter photography: group of 3 photos, colored
13. **Unique or trick photo, 5x7, explanation on attached 3x5 card. (optional face-to-face judging – see rule 12)**
14. A 5"x7" (or larger) enlargement.

Department J-20, Class B - Exploring Photography

15. Portrait Sitting, consisting of 3 different poses, colored or black and white.
16. Five flash pictures, colored.
17. Composed lifeless grouping of objects such as fruit (no buildings).
18. Three action pictures, colored.
19. Vacation: 3 photos (places must be identified), colored.
20. Winter photography: group of 3 photos, colored.
21. Animal photos, 3, colored.
22. A 5"x7" (or larger) enlargement.
23. Sporting event, 3 photos, black and white or colored, same sport.

Department J-20, Class C Mastering Photography

24. Animal photos, 3 photos, black and white or colored.
25. Night photography, 5x7.
26. A story sequence of 5 pictures on any subject, colored.
27. Portrait Sitting, consisting of 3 different poses, black & white or colored.
28. A 5"x7" (or larger) enlargement.
29. Extreme close up, colored, 5"x7" or larger (within 12 inches).
30. Flowers, 3 photos, colored.

31. Sporting event, 3 photos, black and white or colored, same sport.
32. Composed lifeless grouping of objects such as fruit (no buildings).

COMPUTERS

DEPARTMENT J-21 - COMPUTERS

To be judged Wednesday, 12:00 - 7:00 p.m.

Computer entries will be judged face to face on Wednesday. PowerPoint presentations are strongly suggested on flash drives; no floppy discs. Please print contents of presentation for back up if program doesn't work. *Call the UW-Extension office ahead of judging to check computer compatibility.

Print off picture or description of item on flash drives for display

Open to exhibitors in a computer project. One Grand Champion and one Reserve Champion will be selected in Computers if there are 6 or more exhibits.

PREMIUMS OFFERED

Blue.....\$2.50 Red.....2.25
White.....2.00 Pink.....1.75

Exhibitors limited to entering in one class only.

DEPARTMENT J-21 Class A BEGINNING

Open to members in a beginning computer project. (Computer availability at the Fairgrounds — IBM compatible, laptop, no Internet hookup, Software programs: 2003 Microsoft Excel, Word, PowerPoint, Publisher and Access.)

1. Display: Internet safety
2. Two computer-generated cards (birthday, sympathy, thank you, holiday, etc.) Display in a zip lock bag.
3. Computer-generated scrapbook cover.
4. Display/poster on parts of a computer and identify
5. Any other computer project

DEPARTMENT J-21 Class B INTERMEDIATE

Open to members in an intermediate computer project. (Computer availability at the Fairgrounds — IBM compatible, laptop, no Internet hookup, Software programs: 2003 Microsoft Excel, Word, PowerPoint, Publisher, Access.)

1. Computer-generated magazine, newspaper or newsletter.
2. Animated computer presentation
3. Computer-generated 12-month calendar
4. Original graphic art design
5. Any other computer project

DEPARTMENT J-21 Class C ADVANCED

Open to members in an advanced computer project. (Computer availability at the Fairgrounds — IBM compatible, laptop, no Internet hookup, Software programs: 2003 Microsoft Excel, Word, PowerPoint, Publisher, Access.)

1. Exhibit: Computer you have built, include a short, written report about the process of building the computer.
2. Multimedia presentation
3. Design your own business card
4. Exhibit using a spreadsheet to make a graph/chart
5. Any other computer project

DEPARTMENT J-21 Class D GEOSPATIAL

Open to exhibitors in a Geospatial project.

1. Poster of types and uses of geographical tools.
2. Any other geospatial project.

WOODWORKING

DEPARTMENT J-22 –

All woodworking will be judged face-to-face
Wednesday, 12:00 noon to 7:00 p.m.

It is recommended that all articles have an appropriate finish for the intended use. Age exceptions can be made at the discretion of the judge.

One Grand Champion and one Reserve Champion will be selected in Classes A and B; and one Grand Champion and one Reserve Champion in Classes C, D. Ribbons will be awarded.

Optional woodworking comment sheet may be used by judge during judging. Categories on the comment sheet include: proper selection of wood according to use; accurate cutting, sanding and surface preparation; joining of parts; proper use of fasteners; finish; serviceability for intended use; general appearance and proportions; member's knowledge shared with judge. **NEW in 2006: Members are to mark the fair year on the bottom of all woodworking projects.**

Exhibitors limited to entering in one class only

Department J-22, Class A - Unit I

Unit I - Open to members enrolled in 4-H Woodworking project I, or members of other youth groups doing equivalent work. Members may exhibit 3 or fewer articles from group below.

PREMIUMS OFFERED in Class A

Blue..... \$1.75 Red.....1.50
White..... 1.25 Pink.....1.00

1. Useful article for use in farm or home workshop.
2. An article for use out-of-doors.
3. An article for use in storage.
4. An article for use in kitchen.
5. Article for use in living room.
6. An article for use in the home.
7. A toy or homemade game.
8. An article of creative design from wood and other materials.
9. An article made in Industrial Arts, Vocational Agriculture Class, or Shop as part of class work and for a class grade or extra credit.
10. Article useful or to aid in another project, i.e., rabbit show stand.

Department J-22, Class B

Unit II - Open to members enrolled in 4-H Woodworking project II or members of other youth groups doing equivalent work. Members may exhibit 3 or fewer articles from group below.

PREMIUMS OFFERED in Class B

Blue..... \$2.00 Red.....1.75
White..... 1.50 Pink.....1.25

1. An article for use in farm or home workshop.
2. An article for use out-of-doors.
3. An article for use in kitchen.
4. Article for use in living room.
5. An article for use in storage.
6. An article for use in the home.
7. A toy or homemade game.
8. An article of creative design from wood or wood and other materials.
9. An article made in Industrial Arts, Vocational Agriculture Class, or Shop as part of class work and for a class grade or extra credit.
10. Article useful or to aid in another project, i.e., rabbit show stand.

Department J-22, Class C

Unit III - Open to members enrolled in 4-H Woodworking project III, or members of other youth groups doing equivalent work. Members may exhibit 3 or fewer articles from group below.

PREMIUMS OFFERED in Class C

Blue..... \$2.25 Red.....2.00
White..... 1.75 Pink.....1.50

1. An article for use in farm or home workshop.

2. An article for use out-of-doors.
3. An article for use in storage.
4. An article for use in kitchen
5. Article for use in living room.
6. An article for use in home.
7. A toy or homemade game.
8. An article of creative design from wood or wood and other materials.
9. An article made in Industrial Arts, Vocational Agriculture Class, or Shop as part of class work and for a class grade or extra credit.
10. Article useful or to aid in another project, i.e., rabbit show stand.
11. Repaired or refinished article.

Department J-22, Class D

Unit IV - Open to members enrolled in 4-H Woodworking project IV, or members of other youth groups doing equivalent work. Members may exhibit 3 or fewer articles from group below.

PREMIUMS OFFERED

in Class D

Blue.....	\$2.50	Red.....	2.25
White.....	2.00	Pink.....	1.50

1. Useful article for use in farm or home workshop.
2. Useful article to be used out-of-doors.
3. Useful article of furniture or cabinetmaking.
4. Useful article for use in the home.
5. Useful article for use in some building other than the home.
6. Useful article of farm carpentry.
7. Repaired or refinished article.
8. An article of creative design from wood or wood and other materials.
9. An article made in Industrial Arts, Vocational Agriculture Class, or Shop as part of class work and for a class grade or extra credit.
10. Article useful or to aid in another project, i.e., rabbit show stand.
11. An article for use in storage.

ELECTRICITY

DEPARTMENT J-23 - ELECTRICITY

To be judged Thursday, approximately 2:30 p.m.

Exhibitors limited to entering in one class only. All posters must be size 14"x22". Cover brand names on batteries. One Grand Champion and one Reserve Champion will be selected in Electricity or Mechanical Projects. Ribbon will be awarded.

Department J-23, Class A

Unit I - Open to members enrolled in beginning electricity or members of other youth groups doing equivalent work. Page numbers correspond to "Magic of Electricity" literature.

PREMIUMS OFFERED

Blue.....	\$1.75	Red.....	1.50
White.....	1.25	Pink.....	1.00

1. Build a flashlight (pg. 11 book)
2. Simple switch (pg. 12-13)
3. Display of different types of circuits (pg. 16)
4. Build a compass (pg. 27)
5. Build a galvanometer (pg. 31)
6. Build an electric motor (pg. 32)
7. Poster on electrical safety
8. Build an electromagnet (pg. 28)
9. Any other electrical project with 3x5 card explaining work done.

Department J-23, Class B

Unit II - Open to members enrolled in Investigating Electricity or members of other youth groups doing equivalent work.

PREMIUMS OFFERED

Blue.....	\$2.00	Red.....	1.75
White.....	1.50	Pink.....	1.25

1. Display of different types of circuit
2. Display of electric cords, wires, etc.
3. Display of a 3 way switch.
4. Momentary switch (pg. 26)
5. Build an alarm (pg. 33)
6. Test lamp
7. Light-duty extension cord
8. Any other electrical project with 3x5 card explaining work done.

Department J-23, Class C

Unit III - Open to members enrolled in Wired For Power or members of other youth organizations doing equivalent work.

PREMIUMS OFFERED

Blue.....	\$2.25	Red.....	2.00
White.....	1.75	Pink.....	1.50

1. Display of basic electric tools and supply kit (pg. 6)
2. Poster identifying a service entrance panel (pg. 12 in "Wired For Power" literature)
3. Display of wire and cable with explanation of symbols and meanings (pg. 14)
4. Display and identify different types of receptacles or switches (pg. 22)
5. Test lamp
6. Display on replacing a switch (pg. 32)
7. Repairing electrical item with 3x5 card explaining work done
8. Homemade lamp or lighting unit
9. Any other electrical project with 3x5 card explaining work done.

Department J-23, Class D

Unit IV - Open to members enrolled in Entering Electronics or members of other youth organizations doing equivalent work. Page numbers correspond to "Entering Electronics" literature.

PREMIUMS OFFERED

Blue.....	\$2.50	Red.....	2.25
White.....	2.00	Pink.....	1.50

1. Display and identify six (6) or more electronic parts (pg. 6)
2. Display on testing voltage and polarity characteristic of LEDs (pg. 24)
3. Build a plinky flasher
4. Build a burglar alarm (pg. 28 or 32)
5. Build a 6-8 watt amplifier to power a speaker
6. Display of circuit using transistor (pg. 21)
7. Any other exhibit from unit with a 3x5 card explaining work done.

MECHANICAL PROJECTS

Department J-24 - MECHANICAL PROJECTS

To be judged Thursday, approximately 3:00 p.m.

One Grand Champion and one Reserve Champion will be selected in Electricity or Mechanical projects. Ribbon will be awarded.

Department J-24, Class A - Tractor

PREMIUMS OFFERED

Blue.....	\$2.50	Red.....	2.25
White.....	2.00	Pink.....	1.50

Open to members enrolled in Units I and II of Tractor.

1. Poster or display of parts of a tractor.
2. Poster on tractor or machinery safety.
3. Display board showing different kinds of nuts, bolts, screws, washers and other fasteners used on farm machinery, properly labeled. (Mount should be on plywood or pressed board size 14"x22").
4. Any other. Include a 3x5 card explaining work completed.

Department J-24, Class B - Small Engines

Unit I - Open to 4-H members enrolled in Small Engines or members of other youth groups doing equivalent work. Posters are to be 14"x22". Page numbers reference 4-H literature.

PREMIUMS OFFERED

Blue..... \$1.75 Red.....1.50
White..... 1.25 Pink.....1.00

1. Poster of the parts of a lawn mower. Pg. 6
2. Poster or display of tools used to maintain and repair engines.pg 10
3. Poster on different grades of oil or different air filters. Pg. 14, pg. 16
4. Poster of spark plug parts and maintenance. Pg. 20
5. Poster on safety - clothes, labels, etc.
6. Any other. Include a 3x5 card explaining work completed.

Unit II - Open to 4-H members enrolled in Small Engines or members of other youth groups doing equivalent work. Posters are to be 14"x22".

PREMIUMS OFFERED

Blue..... \$2.00 Red.....1.75
White..... 1.50 Pink.....1.25

7. Poster on different types of engines. Pg. 6
8. Panel exhibit of small engine parts with identification of parts. No bigger than 4'x4', pg. 8 & pg. 20
9. Poster on specialty tools used to repair engines. Pg. 10, unit 2 book or pg. 8, unit 3 book
10. Poster on comparative shopping for new lawn mower. Pg. 28 & 30
11. Safety poster
12. Any other. Include a 3x5 card explaining work completed.

Department J-24, Class C - Bicycle

PREMIUMS OFFERED

Blue.....\$2.00 Red.....1.75
White.....1.50 Pink.....1.25

Unit I - Open to all members enrolled in the Bicycle project. Posters are to be 14"x22".

1. Poster on the different parts of bicycle
2. Poster on safety
3. Poster on maintenance - tire, brakes, chain, etc.
4. Any other bike exhibit. Include a 3x5 card explaining work completed

Department J-24, Class D - Aerospace

PREMIUMS OFFERED

Blue.....\$2.00 Red.....1.75
White.....1.50 Pink.....1.25

Unit I - Open to exhibitors enrolled in Pre-Flight (Aerospace 1). Page numbers correspond to 4-H literature.

1. Small homemade model airplane made of balsa, paper, cardboard. NO KITS.
2. Small model airplane from kit.
3. Homemade launch pad.
4. Exhibit on the history of flight.
5. Homemade space buggy (pg. 12)
6. Model rocket (no engines in rockets)

Unit II. Open to exhibitors enrolled in Lift Off (Aerospace 2).

7. Single-stage rocket (3 or 4 fin), may use kit. No engine in rockets.
8. Multistage rocket, 2 stages. No engine in rockets.

9. Poster on basic parts of rocket, identified (pg. 6)
 10. Educational poster on parts of an airplane identified
 11. Model airplane from a kit
 12. Homemade diamond kite (pg. 22)
 13. Poster on hot-air balloon, with parts identified (pg. 25)
- Unit III & IV. Open to exhibitors enrolled in Reaching New Heights or Pilot in Command (Aerospace 3 or 4).**
14. Front rudder straw glider (pg. 16)
 15. Single-stage rocket, kits must be level 2 or higher. No engine in rockets.
 16. Multistage rocket, kits must be level 2 or higher. No engine in rockets.
 17. Exotic design rocket kit, must be level 3 or 4 (no engines in rockets)
 18. Poster on helicopters, with parts identified (pg. 30)
 19. Altitude tracker (pg. 8-9, unit 4 book)
 20. Build a kite (pg. 24, unit 3 book or pg. 20, unit 4 book)
 21. Model airplane from a kit

Department J-24, Class E - Models

PREMIUMS OFFERED

Blue..... \$2.00 Red.....1.75
White..... 1.50 Pink.....1.25

1. Snap together model from a kit, excluding Lego's, K-N ex and wood. Exhibitors grades 3-6
2. Model from kit using glue & paint - automobile. Exhibitors grades 3-6
3. Model from kit glue & paint - not auto or Lego. Exhibitors grades 3-6
4. Original Model. Exhibitors grades 3-6
5. Model using Lego's/K-N ex. Exhibitors grades 3-6
6. Model made of wood. Exhibitors grades 3-6
7. Auto model from kit, not snap-together. Exhibitors grades 7-9
8. Non-Auto model from kit, no snap-together. Exhibitors grades 7-9
9. Original model. Exhibitors grades 7-9
10. Model using Lego's/K-N ex. Exhibitors grades 7-9
11. Model made of wood. Exhibitors grades 7-9
12. Auto model from kit, not snap-together. Exhibitors grades 10 and above
13. Non-auto model from kit, no snap-together. Exhibitors grades 10 and above
14. Original model. Exhibitors grades 10 and above
15. Model using Lego's/K-N ex. Exhibitors grades 10 and above
16. Model made of wood. Exhibitors grades 10 and above.

Department J-24, Class F - Self-Determined

Mechanical Projects/Handyman

PREMIUMS OFFERED

Blue..... \$2.00 Red.....1.75
White..... 1.50 Pink.....1.25

1. This includes any exhibit that is not listed under any other class. Include a 3"x5" card explaining what was done.

FOODS AND NUTRITION

Department J-25 - Foods and Nutrition

Judged Saturday prior to the fair, 9:00 a.m., Manawa High School

GENERAL GUIDELINES

1. Exhibitor must be enrolled in a foods and nutrition project.
2. Grade as of January 1.
3. Members enter in class corresponding with grade level entered in 4-H or other youth group. (Example: If grade 3-6, must enter Class A.) You may only enter in one class only. Grades correspond to the grade during the project year. **In addition to A, B, C or D**

members may enter in Class E, Cake Decorating, or Class F, Place Settings, in the lots that correspond to the correct grade level.

4. Entry tags will be distributed on the day of judging and should be placed with exhibit.

5. All exhibits must be taken home by exhibitor after judging at Foods Revue. The following must be brought to the Fair on entry day: place settings and canned and dehydrated foods. No premium will be given if items listed above are not at the Fair.

6. China, crystal or other expensive pieces may be used in place settings at exhibitors risk. Place settings are to include appropriate dinnerware and utensils in addition to items listed in entry. Class F, Place Settings, are to be brought on Wednesday of the fair to the home environment area, 12-7:00 p.m. Danish ribbon placings will be made at the end of the day. **DO NOT BRING TO FOODS REVUE.**

7. All exhibits **MUST** be prepared solely by the exhibitor.

8. To prevent spoilage, keep cold foods cold. Use coolers/ insulated containers for transporting foods. Hot foods will be judged as if hot. **NO MICROWAVE AVAILABLE**

9. For breads including quick breads bake in approximate 9x5x3 loaf pan. (Bring whole loaf).

10. Garnish food when appropriate. Creativity is very much encouraged and approved.

11. Furnish plates/serving dishes as appropriate.

12. All entries with an * indicated must use recipe from 4-H project material, Six Easy Bites, Tasty Tidbits, You're The Chef, Foodworks, refer to page number indicated for details. All other entries must have a recipe on a recipe card.

13. All entries with ** must follow current USDA or UW-Extension food preservation guidelines/publications. Contact the UW Extension Office for most current information. The source will need to be cited on a label mailed to each exhibitor prior to foods judging. Due to food safety and current food preservation recommendations, any food preservation entries using a different source will be dropped one placing.

14. Food Preservation Guidelines: Pint or quart quantities may be exhibited. All exhibits must be in standard, clear (not tinted) jars to qualify for judging. Standard jars are those purchased specifically for canning purposes, not those that have had store bought food in them previously. Also, if two-part lids are used. **It is suggested to leave the screw bands on for transport and they should be removed for judging.** All jars must be clean, not sticky! Only articles deemed worthy by the superintendent will be displayed at the Fair. All exhibits must be accompanied with statement giving time and method of processing.

Labels will be furnished by the UW-Extension office.

15. Food preservation labels are suggested for frozen items too.

16. One Grand Champion and one Reserve Champion will be selected from Classes A & B and one Grand Champion and one Reserve Champion from C & D. One Grand Champion and one Reserve Champion will be selected from Class E if there are 6 or more entries. Ribbons will be awarded.

17. Watch for more information and a separate entry form for the cake auction – NEW in 2011.

Department J-25, Class A - Six Easy Bites

(Grade 3-6)

Lot:

1. Fruit (1 cup) frozen using proper freezing method (p. 46) * Leave in freezer bag.

2. Jiffy Jam (1 or 1/2 pint) (p. 42 in level C book)* (Freezer)(can use raspberry, pear, peach, blackberry, apricot, or strawberry)

3. Mama Mia Pizza Pocket (1 pocket on plate) (p. 8)*

4. Scrambled Eggs (1 serving size) (p. 9)* (Use 1 variation and indicate on a recipe card.)

5. Micro-stuffed Potato (1 potato on plate) (p. 38)* (microwave)

6. Creative Cooking (1 serving size). Salad of your choice, include recipe on a recipe card.

7. International Dessert with recipe on a recipe card and nationality of food. (1 serving on a plate)

8. Cooked Pudding (1 cup, indicate technique and recipe on a recipe card)

9. Fruit Plate (5 kinds of fruit, bite size, arranged on 6-9" plate)

10. Vegetable Plate (5 kinds of vegetables, bite size, arranged on 6-9" plate)

11. Cupcakes (3, in liner/wrapper, include recipe on a recipe card, **no mixes**, no icing)

12. Chips in Muffins (3 muffins on plate, no liner/wrapper) (p. 36)*

13. Colossal Chocolate Cookies (3 cookies on plate) (p. 34)*

14. Baked chocolate chip drop cookies (3 on a plate). Include recipe on a recipe card.

15. Granola Bar (3 bars on plate, 2"x2" square) (p. 14)*

16. Homemade Brownies (No mixes) (3 brownies on plate, 2"x2" square) (no frosting or powdered sugar) (p. 22)*

Conference Judging

Blue..... \$1.75 Red.....1.50

White..... 1.25 Pink.....1.00

Department J-25, Class B - Tasty Tidbits (Grade 7 & 8)

Lot:

1. Frozen Broccoli (1 pint freezer bag) (p. 42)*

2. Jiffy Jam (1 or 1/2 pint) (p. 42 in level C book)* (Freezer)(can use raspberry, pear, peach, blackberry, apricot, or strawberry)

3. Easy Cheesy Lasagna (1 serving on a plate) (p. 36)*

4. Swedish Meatballs, 5 meatballs served with sauce. No noodles. (p. 54)*

5. Homemade Soup (1 1/2 cup serving in a bowl), include recipe on a recipe card.

6. Breakfast food item (except biscuits) (1 serving size) include recipe on a recipe card.

7. International main dish with recipe on a recipe card and nationality of food (1 serving on a plate)

8. Healthy sandwich (wrap, etc.) include recipe on recipe card (1 serving on plate)

9. Creative Cooking (1 serving size) fruit or vegetable salad of your choice, include recipe on a recipe card.

10. Homemade Pizza (8-12 inch baked pizza, exhibit whole pizza) (include recipe on a recipe card)

11. Melon Boat (p. 11)*

12. Your Choice Fruit Dessert (1 serving size), include recipe on a recipe card.

13. Marinated Vegetable Salad (1 cup) (p. 10)*

14. Hot Mexican Sauce - Hot Salsa, 1/4 cup with 6 tortilla chips arranged on a plate. (p. 13)*

15. Baking Better Batters. Cake (1 8" round) (Bring cake in pan without frosting. Make with applesauce.) (p. 32)*

16. Whole Wheat Muffins (3 on a plate, no liner/wrapper) (p. 8)*

17. Baked Oatmeal Drop Cookies (3 on plate), indicate recipe on a recipe card.

18. Going Bananas (6 dried banana chips in plastic bag) (p. 46)*

19. Twisty Pretzels (3 on plate) (p. 34)*

20. Make your own cold noodle salad. (1 serving on plate) Attach a list of ingredients used.

Conference Judging

Blue..... \$1.75 Red.....1.50

White..... 1.25 Pink.....1.00

Department J-25, Class C - You're the Chef

(Grades 9-10)

Lot:

1. Frozen Corn (off cob, 1 pint freezer container or 1 pint freezer bag)
2. **Jelly or Jam (1 or 1/2 pint) (can use raspberry, pear, peach, blackberry, apricot, or strawberry)
3. Stir Fry (2/3 cup serving) Serve over 1/2 cup Chinese noodles or rice. (p. 36)*
4. Make-Your-Own Casserole (1 quart baking dish) Attach a list of ingredients used. (p. 17)*
5. Baked egg dish or casserole (meat is optional). One serving on a plate. Include recipe on a recipe card.
6. Barbecue Beef (1/2 cup meat on your choice bun or bread) (p. 14)*
7. Homemade Soup (1 1/2 cup serving in a bowl) Include recipe on a recipe card.
8. International Appetizer, include recipe on a recipe card and nationality of food. (1 serving on a plate)
9. Creative Cooking (1 serving size) Fruit or vegetable salad of your choice, include recipe on a recipe card.
10. Breakfast food item. (1 serving size) Include recipe on a recipe card.
11. Your Choice Fruit Dessert (1 serving size) Include recipe on a recipe card.
12. Veggie and Dip (arrangement of at least 5 different vegetables, bite size, on a 6" to 9" plate, with a container of cottage cheese (low fat) zippy vegetable dip) (pg.12)*
13. Bread sticks For A Crowd (3 on plate) (p. 34)*
14. Tea Ring (Bring whole ring, no topping.) (p. 30)*(can use a fruit of choice for the filling)
15. Banana Quick Bread (no bread machine) (baked in approximate 9"x3"x5" pan, whole loaf, exhibit out of pan.) (p. 18)*
16. Yeast Cinnamon Rolls (1/2 dozen, no frosting, include recipe on a recipe card)
17. Peanut Butter Cookies (3 on plate). Indicate recipe on a recipe card.
18. **Canned Salsa (1 pint or 1 quart with screw band removed for judging.)
19. ** Canned Applesauce (1 pint or 1 quart with screw band removed for judging.)
20. ** Canned Fruit (1 pint or 1 quart with screw band removed for judging.)
21. ** Canned Tomatoes (1 pint or 1 quart with screw band removed for judging.)
22. 1 layer out of pan frosted cake, not decorated, show whole cake.

**See General Guidelines 13-15 on previous page.

Conference Judging

Blue..... \$1.75 Red.....1.50
 White..... 1.25 Pink.....1.00

Department J-25, Class D - Foodworks

(Grade 11 & Above)

Lot:

1. Bean Burrito (2 on plate) (p.12)* (Microwave)
2. Meat Loaf (1" thick slice on a plate) (p. 28)*
3. International Food-Salad or main dish. (include recipe on a recipe card with nationality) (1 serving on a plate)
4. International Food-Dessert (include recipe on a recipe card with nationality) (1 serving on a plate)
5. Microwave casserole (1 quart with recipe on a recipe card)
6. Homemade Soup (1 1/2 cup serving in a bowl). Include recipe on a recipe card.

7. Creative Cooking (1 serving size) Salad of your choice, include recipe on a recipe card.
 8. Pie Crust (1, approximate 9" pie pan rolled crust, baked) (p. 32)*
 9. Any Fruit Pie (baked) (no canned pie filling, approximate 9" pie pan) Include recipe on a recipe card.
 10. Your Choice Fruit Dessert (1 serving size). Include recipe on a recipe card.
 11. Your Choice Christmas Cookie (3 on a plate) Include recipe on a recipe card.
 12. Rolled Sugar Cookie (3 on plate with recipe on a recipe card.)
 13. Yeast Bread of Your Choice (i.e. pecan rolls, coffeecake, dinner rolls) Include recipe on a recipe card. (No bread machines.) Exhibit out of pan.
 14. **Bread & Butter Pickles (1 pint or 1 quart with screw band removed for judging).
 15. **Dill Pickles (1 pint or 1 quart with screw band removed for judging).
 16. **Canned Fruit (1 pint or 1 quart with screw band removed for judging).
 17. **Canned Tomato Juice (1 pint or 1 quart with screw band removed for judging).
 18. **Jelly or Jam (1 or 1/2 pint).
 19. **Canned Vegetable (1 pint or 1 quart with screw band removed for judging).
 20. 2 or more layer out of pan frosted cake, not decorated, show whole cake.
- **See General Guidelines 13-15 on previous page.

Conference Judging

Blue.....\$1.75 Red.....1.50
 White.....1.25 Pink.....1.00

Department J-25, Class E - Cake Decorating

Open to any foods project member. Class E will be judged at the conclusion of Classes A and B. Each member is responsible for setting up their cake and moving it during judging (if needed). All decorating must be done on actual baked items - no styrofoam or other cake form. One Grand Champion and one Reserve Champion will be awarded in Class E if there are 6 or more entries.

1. Grade 3-6, Decorated cupcakes (3 on plate, display in liner/wrapper) (Judged on decoration only).
2. Grade 3-6, Decorated cookies (3 on a plate)
3. Grade 7-8, Decorated square 8x8 or 9x9 single-layer cake in pan.
4. Grade 7-8, Decorated specialty-shaped cake out of pan. (for example, butterfly, teddy bear, bunny cake)
5. Grade 9-10, Decorated 8" or 9" round, single-layer cake out of pan.
6. Grade 9-10, Decorated birthday cake out of pan.
7. Grade 11 and above, Small, fancy, double-layer decorated cake, no larger than 12" in diameter.
8. Grade 11 and above, Decorated special occasion cake out of pan.

Department J-25, Class F - Place Settings

Open to any foods project member. Class F will be judged on Wednesday of the fair in the home environment area, Danish placings. Exhibitors are to bring their place setting between 12-7:00 p.m. on Wednesday and the ribbon placings will be decided at the end of the day. DO NOT BRING PLACE SETTINGS TO FOODS REVUE. Each member is responsible for setting up their place setting in front of the judge and then moving it to the foods cabinet for display. China, crystal or other expensive pieces may be used in place settings at exhibitors risk. Place settings are to include appropriate dinnerware and utensils in addition to items listed in entry.

- Grade 3-6, Place setting for luncheon including, place mat, napkin, centerpiece and menu card. Youth exhibitor will set up place setting in front of the judge and explain exhibit.
- Grade 7-8, Place setting for holiday with menu card, place mat, napkin and centerpiece. Youth exhibitor will set up place setting in front of the judge and explain exhibit.
- Grade 9-10, Place setting for theme party with menu card, place mat, napkin and centerpiece. Youth exhibitor will set up place setting in front of the judge and explain exhibit.
- Grade 11 & above, Dinner menu and place setting with centerpiece (indicate if dinner is for a special theme/occasion). Use ALL concepts from the Food Guide Pyramid. Write menu on a 4"x6" card. Include recipe on a recipe card for main dish and other foods. Youth exhibitor will set up place setting in front of the judge and explain exhibit.

CLOTHING DEPARTMENT J-26

To be judged face-to-face Wednesday, 12:00 noon to 7:00 p.m.

- All entries must be displayed on a hanger. No hangers will be furnished.
- Tags must be pinned onto garment. No pins will be furnished.
- Exhibitors limited to entering in one class.**
- Garments must have been made after previous year's Fair.
- Clothing which has been entered in Clothing Revue may also be entered at the Fair. This is a State Rule.
- One Grand Champion and one Reserve Champion will be selected from Class A and B, and one Grand Champion and one Reserve Champion from Classes C and D. Ribbon will be awarded.
- Exhibitors enrolled in Home Environment and/or Clothing can also enter in the quilt class (J-28, class E-quilting)

Department J-26, Class A

Open to exhibitors in their 1st and 2nd year of clothing.

		Blue	Red	White	Pink
1	Any other sewn garment (not listed below).	1.75	1.50	1.25	1.00
2	Choose one of the following: tote, gym or laundry bag.	1.75	1.50	1.25	1.00
3	Hot pad (Quick Sew).	1.75	1.50	1.25	1.00
4	Apron.	1.75	1.50	1.25	1.00
5	Pants or shorts.	2.00	1.75	1.50	1.25
6	Skirt.	2.00	1.75	1.50	1.25
7	Blouse or shirt	2.00	1.75	1.50	1.25
8	Simple top or shirt with pants or shorts (2 pieces)	2.25	2.00	1.75	1.50
9	Sundress or jumper.	2.25	2.00	1.75	1.50
10	Dress.	2.25	2.00	1.75	1.50
11	Sportswear - complete outfit (only garments not appropriate for above categories).....	2.25	2.00	1.75	1.50
12	Sleep or lounge wear..	2.00	1.75	1.50	1.25
13	Hair ruffle (Quick Sew)	1.75	1.50	1.25	1.00
14	Doll clothes modeled on doll	1.75	1.50	1.25	1.00
15	Any other sewn article, not a garment.	1.75	1.50	1.25	1.00
16	Zippered pencil case (Quick Sew).	1.75	1.50	1.25	1.00

Department J-26, Class B

Open to exhibitors in their 3rd and 4th year of clothing.

		Blue	Red	White	Pink
17	Any other sewn garment (not listed below)	1.75	1.50	1.25	1.00
18	Doll clothes modeled on doll	1.75	1.50	1.25	1.00
19	Slipover top made of knit fabric	2.00	1.75	1.50	1.25
20	Shirt or blouse	2.00	1.75	1.50	1.25
21	Pants or shorts.	2.25	2.00	1.75	1.50
22	Skirt.	2.25	2.00	1.75	1.50
23	Skirt with blouse.	2.50	2.25	2.00	1.75
24	Top or shirt with pants or shorts (2 pieces).	2.50	2.25	2.00	1.75
25	Jumpsuit or jumper	2.50	2.25	2.00	1.75
26	Dress.	2.50	2.25	2.00	1.75
27	Vest..	2.00	1.75	1.50	1.25
28	Jacket, lined or unlined..	2.25	2.00	1.75	1.50
29	Unlined jacket with skirt or pants	2.50	2.25	2.00	1.75
30	Sleep or lounge wear.	2.00	1.75	1.50	1.25
31	Sportswear - complete outfit (only garments not appropriate for above categories)..	2.50	2.25	2.00	1.75
32	Any other sewn article, not a garment	1.75	1.50	1.25	1.00

Department J-26, Class C — Advanced Clothing

Open to exhibitors in 5th and 6th year clothing project, 4-H, FHA, or other youth groups. Remember: Garments must be accompanied by 3"x5" card with the following information: fiber content, care instructions, type of interfacing, preparation of fabric and notions.

		Blue	Red	White	Pink
33	Any other sewn garment (not listed below).	1.75	1.50	1.25	1.00
34	Recreational accessory.	1.75	1.50	1.25	1.00
35	Recycled or pieced garment (explanation of work done on 3"x5" card).	1.75	1.50	1.25	1.00
36	Slacks with zipper	2.25	2.00	1.75	1.50
37	Wool skirt.	2.25	2.00	1.75	1.50
38	Blouse or shirt (with set-in sleeves).	2.25	2.00	1.75	1.50
39	Skirt with blouse.	2.50	2.25	2.00	1.75
40	Pants or shorts with top or shirt.	2.50	2.25	2.00	1.75
41	Jumpsuit or jumper.	2.50	2.25	2.00	1.75
42	Dress for general wear.	2.50	2.25	2.00	1.75
43	Garment for party/formal.	3.00	2.75	2.50	2.25
44	Vest.	2.00	1.75	1.50	1.25
45	Sport pants with vest or jacket.	2.50	2.25	2.00	1.75
46	Suit or pantsuit (2 or 3 pieces).	3.00	2.75	2.50	2.25
47	Sportswear - complete outfit (only garments not appropriate or other categories).	2.50	2.25	2.00	1.75
48	Lingerie.	1.75	1.50	1.25	1.00
49	Sleep or lounge wear.	2.00	1.75	1.50	1.25
50	Beach wear.	2.00	1.75	1.50	1.25
51	Garment for preschool child (under 6).	2.00	1.75	1.50	1.25
52	Garment for a child.	2.00	1.75	1.50	1.25
53	Any other sewn article, not a garment.	1.75	1.50	1.25	1.00

Department J-26, Class D — Advanced Clothing

Open to exhibitors in their 7th year or more of a clothing project, 4-H, FHA, or other youth group. Requirements: Garments must be accompanied by 3"x5" card with the following information: fiber content, care instructions, type of interfacing, preparation of fabric and notions.

		Blue	Red	White	Pink
54	Any other sewn article, not a garment.	1.75	1.50	1.25	1.00
55	Recreational accessory.	1.75	1.50	1.25	1.00
56	Recycled or pieced garment (explanation of work done on 3"x5" card).	1.75	1.50	1.25	1.00
57	Fancy blouse or tailored shirt.	2.50	2.25	2.00	1.75
58	Blouse or shirt with pants or skirt.	2.75	2.50	2.25	2.00
59	Jumpsuit or jumper.	2.75	2.50	2.25	2.00
60	Blouse with jumper.	2.75	2.50	2.25	2.00
61	Dress for general wear.	2.75	2.50	2.25	2.00
62	Garment for party/formal.	3.00	2.75	2.50	2.25
63	Suit jacket or blazer.	3.00	2.75	2.50	2.25
64	Pants or shorts with unlined vest or jacket (2 pieces).	3.00	2.75	2.50	2.25
65	Summer suit, 2 pieces (jacket or vest with skirt or dress).	3.00	2.75	2.50	2.25
66	Winter suit, 2 pieces (jacket or vest with skirt or pants).	3.00	2.75	2.50	2.25
67	Jacket or coat.	3.00	2.75	2.50	2.25
68	Sportswear - complete outfit (only garments not appropriate for other categories).	2.75	2.50	2.25	2.00
69	Pieced or quilted garment.	2.75	2.50	2.25	2.00
70	Sleep or lounge wear.	2.25	2.00	1.75	1.50
71	Beach wear.	2.25	2.00	1.75	1.50
72	Garment for preschool child (under 6).	2.25	2.00	1.75	1.50
73	Garment for child (6-12 years).	2.25	2.00	1.75	1.50
74	Garment for teen or adult.	2.50	2.25	2.00	1.75

Department J-26, Class E — Looking Good

Members may exhibit 4 or fewer of the following entries. Open to clothing and consumer savvy members.

PREMIUMS OFFERED

Blue 1.75 Red 1.50
White 1.25 Pink 1.00

1. Friendship bracelet or necklace
2. Draw three different care labels on a poster. Identify parts of the care labels.
3. Poster of 4 different styles of clothing
4. Poster on career options in the textile and clothing field
5. Display on a "core" wardrobe
6. Poster on stain removal. Describe the type of fabric, type of stain and removal method.

Clothing Revue

Exhibitors enrolled in clothing construction are encouraged to participate in Clothing Revue for Clothing Construction.

Exhibitors enrolled in Looking Good or Consumer Savvy are encouraged to participate in Clothing Revue for Looking Good.

Exhibitors enrolled in both projects may enter in both classes.

Entries will be judged on:

- (a) suitability of garment to individual and purpose as to color and design;
- (b) general appearance, neatness, posture, fit;
- (c) construction to the extent that it affects general appearance.

All Clothing Revue participants will model their garments at the County Fair on Sunday afternoon. Participation required. Call ahead to discuss conflicts to participating at the fair.

Department J-26, Class F — Clothing Revue

For Clothing Construction

Participants may model only one garment. Garments for another individual may be modeled by that individual in addition to entry worn by club member.

Open to 1st and 2nd year exhibitors enrolled in Clothing Construction.

		Blue	Red	White	Pink
1	Pants or shorts.	1.75	1.50	1.25	1.00
2	Skirt.	1.75	1.50	1.25	1.00
3	Blouse or shirt.	1.75	1.50	1.25	1.00
4	Simple top or shirt with pants or shorts (2 pieces).	1.75	1.50	1.25	1.00
5	Sundress or jumper.	1.75	1.50	1.25	1.00
6	Dress.	1.75	1.50	1.25	1.00
7	Sleep or lounge wear.	1.75	1.50	1.25	1.00
8	Sportswear - complete outfit (only garments not appropriate for above categories).....	1.75	1.50	1.25	1.00

Open to 3rd and 4th year exhibitors enrolled in Clothing Construction.

		Blue	Red	White	Pink
9	Slipover top made of knit fabric.	1.75	1.50	1.25	1.00
10	Shirt or blouse.	1.75	1.50	1.25	1.00
11	Pants or shorts.	1.75	1.50	1.25	1.00
12	Skirt.	1.75	1.50	1.25	1.00
13	Skirt with blouse.	1.75	1.50	1.25	1.00
14	Pants with blouse or shirt.	1.75	1.50	1.25	1.00
15	Jumpsuit or Jumper	1.75	1.50	1.25	1.00
16	Dress.	1.75	1.50	1.25	1.00
17	Vest.	1.75	1.50	1.25	1.00
18	Jacket, lined or unlined.	1.75	1.50	1.25	1.00
19	Unlined jacket with skirt or pants.	1.75	1.50	1.25	1.00
20	Sleep or lounge wear.	1.75	1.50	1.25	1.00
21	Sportswear - complete outfit (only garments not appropriate for above categories).....	1.75	1.50	1.25	1.00

Open to 5th and 6th year exhibitors enrolled in Clothing Construction

22	Slacks with zipper.	2.00	1.75	1.50	1.25
23	Wool skirt.	2.00	1.75	1.50	1.25
24	Blouse or shirt (tailored).	2.00	1.75	1.50	1.25
25	Skirt with blouse.	2.00	1.75	1.50	1.25
26	Pants or shorts with top or shirt.	2.00	1.75	1.50	1.25
27	Jumpsuit or jumper.	2.00	1.75	1.50	1.25
28	Dress for general wear.	2.00	1.75	1.50	1.25
29	Garment for party/formal.	2.00	1.75	1.50	1.25
30	Vest.	2.00	1.75	1.50	1.25
31	Sport pants with vest or jacket.	2.00	1.75	1.50	1.25
32	Suit or pantsuit (2 or 3 pieces).	2.00	1.75	1.50	1.25
33	Sleep or lounge wear.	2.00	1.75	1.50	1.25
34	Beachwear.	2.00	1.75	1.50	1.25
35	Sportswear - complete outfit (only garments not appropriate for other categories).	2.00	1.75	1.50	1.25
36	Garment for preschool child (under 6).	2.00	1.75	1.50	1.25
37	Garment for child (6-12)	2.00	1.75	1.50	1.25

Open to exhibitors enrolled in their 7th or more year of Clothing Construction.

		Blue	Red	White	Pink
38	Fancy blouse (with set-in sleeves).	2.25	2.00	1.75	1.50
39	Blouse or shirt w/pants or skirt.	2.25	2.00	1.75	1.50
40	Jumpsuit or jumper.	2.25	2.00	1.75	1.50
41	Blouse with jumper.	2.25	2.00	1.75	1.50
42	Dress for general wear.	2.25	2.00	1.75	1.50
43	Garment for party/formal.	2.25	2.00	1.75	1.50
44	Suit jacket or blazer.	2.25	2.00	1.75	1.50
45	Pants or shorts with unlined vest or jacket (2 pieces).	2.25	2.00	1.75	1.50
46	Summer suit, 2 pieces (jacket or vest with skirt or dress).	2.25	2.00	1.75	1.50
47	Winter suit, 2 pieces (jacket or vest with skirt or pants).	2.25	2.00	1.75	1.50
48	Jacket or coat.	2.25	2.00	1.75	1.50
49	Sleep or lounge wear.	2.25	2.00	1.75	1.50
50	Beach wear.	2.25	2.00	1.75	1.50
51	Sportswear - complete outfit (only garments not appropriate for other categories).	2.25	2.00	1.75	1.50
52	Pieced or quilted garment	2.25	2.00	1.75	1.50
53	Garment for preschool child (under 6).	2.25	2.00	1.75	1.50
54	Garment for child (6-12 years).	2.25	2.00	1.75	1.50
55	Garment for teen or adult.	2.25	2.00	1.75	1.50

Department J-26, Class G - Clothing Revue For Looking Good
Participants may model only one outfit. Include use of article, care and cleaning, cost, versatility and reasons why article is appropriate for your body shape, hair color, complexion, eye color, personality.
Open to exhibitors grades 3-7.

		Blue	Red	White	Pink
1	Purchased sports outfit	2.00	1.75	1.50	1.25
2	Purchased school outfit	2.00	1.75	1.50	1.25
3	Purchased best wear	2.00	1.75	1.50	1.25

Open to exhibitors grades 8 and above.

		Blue	Red	White	Pink
4	Purchased sports outfit	2.00	1.75	1.50	1.25
5	Purchased school outfit	2.00	1.75	1.50	1.25
6	Purchased best wear	2.00	1.75	1.50	1.25

KNITTING AND CROCHETING

DEPARTMENT J-27 - KNITTING & CROCHETING

To be judged face-to-face Wednesday,
12:00 noon to 7:00 p.m.

- One Grand Champion and one Reserve Champion will be selected in this department. Ribbon will be awarded.
- No kits or machine knitting allowed.
- Paired items are to be attached to each other with string or safety pin.
- Baby afghans must be minimum of 30"x36" (crocheted) or 32"x36" (knitted). All other afghans must be a minimum of 41"x62" (including fringe).

Department J-27, Class A - Knitting (Beginning)

Open to exhibitors in their 1st or 2nd year Knitting Project.

		Blue	Red	White	Pink
1	Slippers	1.75	1.50	1.25	1.00
2	Hat	1.75	1.50	1.25	1.00
3	Neck scarf	1.75	1.50	1.25	1.00
4	Potholders (2)	1.75	1.50	1.25	1.00
5	Pillow	1.75	1.50	1.25	1.00
6	Any other article (not appropriate for above categories)	1.75	1.50	1.25	1.00

Department J-27, Class B - Knitting (Intermediate)

Open to exhibitors enrolled in their 3rd or 4th year Knitting Project.

7	Slippers	1.75	1.50	1.25	1.00
8	Neck scarf	1.75	1.50	1.25	1.00
9	Hat	1.75	1.50	1.25	1.00
10	Two needle mittens	1.75	1.50	1.25	1.00
11	Two-page written report on yarns or dye processes	1.75	1.50	1.25	1.00
12	Simple or sampler afghan (Follow minimum size requirement for baby or regular afghans.) (Reference rule number 4 for size of afghans)	2.00	1.75	1.50	1.25
13	Simple vest, sweater	2.00	1.75	1.50	1.25
14	Any other article (not appropriate for above categories)	1.75	1.50	1.25	1.00

Department J-27, Class C - Knitting (Advanced)

Open to exhibitors enrolled in 5 or more years of Knitting Project and FHA members.

15	Hat with pattern stitch	2.00	1.75	1.50	1.25
16	Two needle mitten with pattern stitch	2.00	1.75	1.50	1.25
17	Four needle article to wear (mitten or sock)	2.00	1.75	1.50	1.25
18	Baby afghan (reference rule number 4 for size of afghans)	2.00	1.75	1.50	1.25
19	Baby set (at least 2 pieces)	2.50	2.25	2.00	1.50
20	Simple sweater with raglan or set-in sleeves	2.50	2.25	2.00	1.50
21	Afghan (reference rule number 4 for size of afghans)	3.00	2.50	2.00	1.50
22	Four-page written report on yarns or dye processes	3.00	2.50	2.00	1.50
23	Any other article not listed above	2.00	1.75	1.50	1.25

Department J-27, Class D – Crocheting (Beginning)Open to exhibitors in their 1st or 2nd year Crocheting Project.

24	Potholders (2)	1.75	1.50	1.25	1.00
25	Handbag	1.75	1.50	1.25	1.00
26	Pillow	1.75	1.50	1.25	1.00
27	Slippers, pair	1.75	1.50	1.25	1.00
28	Simple toy	1.75	1.50	1.25	1.00
29	Hat OR scarf	1.75	1.50	1.25	1.00
30	Holiday ornament or decoration	1.75	1.50	1.25	1.00
31	Hand towels	1.75	1.50	1.25	1.00
32	Any other article (not appropriate for above categories)	1.75	1.50	1.25	1.00

Department J-27, Class E – Crocheting (Intermediate).Open to exhibitors enrolled in 3rd or 4th year Crocheting Project and FHA members

33	Doll with crocheted dress	2.00	1.75	1.50	1.25
34	Doily	2.00	1.75	1.50	1.25
35	Baby set (at least 2 pieces)	2.00	1.75	1.50	1.25
36	Poster showing sample blocks of 4 or more stitches	2.00	1.75	1.50	1.25
37	Creative toy	2.00	1.75	1.50	1.25
38	Simple baby afghan (reference rule number 4 for size of afghans)	2.00	1.75	1.50	1.25
39	Holiday ornament or decoration	2.00	1.75	1.50	1.25
40	Pillow, design other than granny square	2.00	1.75	1.50	1.25
41	Any other article (not appropriate for above categories)	2.00	1.75	1.50	1.25

Department J-27, Class F – Crocheting (Advanced)

Open to exhibitors enrolled in 5 or more years Crocheting Project and FHA members.

42	Baby afghan (reference rule number 4 for size of afghans)	2.50	2.25	2.00	1.50
43	Simple sweater	2.50	2.25	2.00	1.50
44	Doily	2.50	2.25	2.00	1.50
45	Shawl	2.50	2.25	2.00	1.50
46	Holiday ornament or decoration	2.50	2.25	2.00	1.50
47	Afghan (reference rule number 4 for size of afghans)	3.00	2.50	2.00	1.50
48	Sweater with design	3.00	2.50	2.00	1.50
49	Article for the home	3.00	2.50	2.00	1.50
50	Crocheted pillow	3.00	2.50	2.00	1.50
51	Poster showing at least 9 crochet stitches (must be crocheted, not drawn)	3.00	2.50	2.00	1.50

Any other advanced articles (not appropriate for above categories) 2.50 2.25 2.00 1.50

HOME ENVIRONMENT

DEPARTMENT J-28 - HOME ENVIRONMENT

To be judged face-to-face Wednesday,
12:00 noon - 7:00 p.m.

- Exhibitors limited to entering in one class only.** Must be enrolled in a Home Environment project.
- All articles to be made, finished or refinished by exhibitor in current project year.
- One entry per premium number.
- No kits allowed unless otherwise noted.
- Two Grand Champion and two Reserve Champion will be selected in Home Environment. Ribbons will be awarded.
- Exhibitors enrolled in Home Environment and/or Clothing can also enter in the quilt class (J-28, class E-quilting)

Department J-28, Class A

Open to exhibitors enrolled in Grades 3-6.

PREMIUMS OFFERED

Blue..... 1.75 Red..... 1.50
White..... 1.25 Pink..... 1.00

- Wall hanging (ready to hang)
- Recycled item for the home
- Pillow/stuffed animal
- Holiday decoration or 2 or more ornament size items
- Centerpiece
- Creative wreath, swag or dried weed arrangement
- Picture ready to hang (any technique example-needlework, stenciling, mosaics, applique)
- Item for use in kitchen. Any technique.
- Seasonal decoration (example: spring, winter, fall, summer)
- Blanket, lap robe, couch throw, comforter
- Place mats (2), table runner, dresser scarf, or tablecloth
- Decorative item for bathroom use (example: tissue box holder, sachets, guest towels, lid cover, etc.)
- Decorative item for bedroom use
- Lost art (examples: tatting, quilting, stained glass, braided rug, etc.) Include 3"x5" card explaining origin/history of lost art. No food items.
- Outdoor decoration or recreational accessory.
- Any other exhibit not appropriate for above categories.

Department J-28, Class B

Open to exhibitors enrolled in Grades 7-9.

PREMIUMS OFFERED

Blue..... 2.00 Red..... 1.75
White..... 1.50 Pink..... 1.25

- Place mats (2), appliance covers (2), table runner, dresser scarf or doily.
- Decorative pillow
- Blanket, lap robe or couch throw. Any technique.
- Stuffed animal or doll (no stamped fabric)
- Item used in or on window (shade, curtain, sun catcher)
- Wall hanging or picture from kit (ready to hang).
- Wall hanging or picture from original design (ready to hang).
- Holiday decoration, centerpiece or 3-5 ornament-size items.
- Seasonal decoration (example: summer, fall, winter, spring)
- Centerpiece
- Recycled item for the home
- Decorative item for bathroom use (sachets, lid cover, tissue box holder, guest towels)

13. Decorative item for bedroom use
14. Made, refinished or remodeled piece of furniture. Include statement of work done.
15. Lost art (examples: tating, quilting, stained glass, braided rug, etc.) Include 3"x5" card explaining origin/history of lost art. No food items.
16. Outdoor decoration or recreational accessory
17. Any other exhibit not appropriate for above categories.

Department J-28, Class C

Open to exhibitors enrolled in Grades 10 and up.

PREMIUMS OFFERED

Blue.....	2.50	Red.....	2.25
White.....	2.00	Pink.....	1.50

1. Decorative pillow. Any technique.
2. Wall hanging (ready to hang)
3. Holiday decoration, centerpiece or 3-5 ornament-size items
4. Seasonal decoration (example: summer, fall, winter, spring)
5. Outdoor decoration or recreational accessory
6. Lost art (examples: tating, quilting, quilling, stained glass, braided rug, etc.) Include 3"x5" card explaining origin/history of lost art. No food items.
7. Made, refinished or remodeled furniture or accessory for room. Include statement of work done.
8. Child's quilt, afghan or lap robe. Any technique.
9. Full-size quilt, bedspread or afghan. Any technique.
10. Item used in or on window (shade, curtain, sun catcher)
11. Recycled item for the home.
12. Place mats (4), table runner, dresser scarf or doily (6 inches or larger)
13. Centerpiece
14. Creative wreath, swag or dried weed arrangement
15. Picture ready to hang (any technique example: needlework, stenciling, mosaic, appliqué).
16. Any other exhibit not appropriate for above categories.

Department J-28, Class D - Self-Determined

Home Environment

PREMIUMS OFFERED

Blue.....	2.00	Red.....	1.75
White.....	1.50	Pink.....	1.25

1. This includes any exhibit that is not listed under any other class.

Department J-28, Class E - Quilting

PREMIUMS OFFERED

Blue.....	2.00	Red.....	1.75
White.....	1.50	Pink.....	1.25

Open to members enrolled in Home Environment and/or Clothing. To be judged Wednesday. Entries may be hand or machine quilted (include a 3x5 card explaining the technique used – optional). The Pieceful Hands Quilt Guild will also sponsor some member awards for select quilted items.

Unit I - Open to exhibitors Grades 3-6.

1. Quilt
2. Wall hanging or pillow
3. Table runner or 2 placemats
4. Any other quilted item

Unit II - Open to exhibitors Grades 7-9.

5. Quilt
6. Wall hanging or pillow
7. Table runner or 2 placemats
8. Any other quilted item

Unit III - Open to exhibitors Grades 10 and above.

9. Quilt
10. Wall hanging or pillow

11. Table runner or 2 placemats
12. Any other quilted item

**FAMILY & CHILD DEVELOPMENT
DEPARTMENT J-29 - FAMILY & CHILD DEVELOPMENT**

To be judged face-to-face Wednesday, 12:00 noon-7 p.m.

Exhibitors limited to entering in one class only. One Grand Champion and one Reserve Champion will be selected in Family Living. Ribbon will be awarded.

PREMIUMS OFFERED

Blue.....	1.75	Red.....	1.50
White.....	1.25	Pink.....	1.00

Department J-29, Class A

Open to members enrolled in Child Development 1, Growing On My Own (or a related child development project).

1. Handmade toy for a child.
2. Handmade puppet for a child.
3. Handmade picture book for a child. Describe what the child will learn.
4. Make a Learning Box as described in Chapter 1, Activity 2, of "Growing On My Own" literature.
5. Interview somebody who baby sits other children and record their experience, things you should know before babysitting, and other helpful information for new babysitters. Exhibit could be a 5-10 minute video or cassette tape, or a written report no more than 2 pages.
6. A display showing how to fix Home Hazards as described in Chapter 4, Activity 7, of "Growing On My Own" literature.
7. Any other exhibit not listed above.

Department J-29, Class B

Open to members enrolled in Child Development 2, Growing With Others (or a related child development project).

8. Handmade game for a child.
9. Recipe book of nutritious snacks for children, include at least 6 recipes.
10. Babysitting kit, 8-10 items, displayed with carrying case.
11. Completed "Plan For When I'm By Myself" and 4 talk-it-over questions as described in Chapter 1, Activity 10, of "Growing With Others" literature.
12. Make a family tree or mobile that shows things your family does together, as shown in Chapter 3, Activity 17, of "Growing With Others" literature.
13. Make a toy for a child out of recycled materials. On a 3"x5" card, indicate what the toy is, the appropriate age group and how the toy works.
14. Any other exhibit not listed above.

Department J-29, Class C

Open to members enrolled in Child Development 3, Growing in Communities (or a related child development project).

15. Planning monthly budget including living expenses.
16. Design a nursery. (poster or display)
17. Make a book of outdoor and indoor games to play with children. Include at least 8 outdoor and 8 indoor games. Indicate the directions, age appropriate to play, supplies needed, time needed to play, etc. Be sure to include a reference of where the game came from if it is borrowed from another source.
18. Planning for baby — diaper cost, formula, items to raise baby for first year. (poster or display).
19. Child safety display or poster — car seats, child CPR, first aid kit, toy safety, etc.

20. Exhibit describing at least 6 careers related to children/child development. Include a brief job description, skills and ability needed, job training or education required, age of children they work with, etc.
21. Any other exhibit not listed above

COMMUNICATIONS
DEPARTMENT J-31
DEMONSTRATIONS & PRESENTATIONS

County demonstration contest is held prior to the fair. Blue Ribbon winners will not be required to repeat their demonstration during regular fair dates.
 NEW IN 2006: Members are to mark the fair year on the back of posters in this department.

Department J-31, Class A - Agricultural & General Demonstrations

Participants grades 3-5.....	Blue	Red	White	Pink
1. Team demonstration.....	6.00	5.00	4.00	3.00
2. Individual demonstrations.....	3.00	2.50	2.00	1.50
Participants grades 6-8.				
3. Team demonstration.....	6.00	5.00	4.00	3.00
4. Individual demonstrations.....	3.00	2.50	2.00	1.50
Participants grades 9-13.				
5. Team demonstration.....	6.00	5.00	4.00	3.00
6. Individual demonstrations.....	3.00	2.50	2.00	1.50
7. Action Center Activity (2-4 youths working together in showing, constructing, explaining a project. Part of a project area or a 4-H activity). Emphasis is on the doing and answering the questions.....	6.00	5.00	4.00	3.00

Department J-31, Class B - Home Economics Demonstrations

Participants grades 3-5.....	Blue	Red	White	Pink
1. Team demonstration.....	6.00	5.00	4.00	3.00
2. Individual demonstrations.....	3.00	2.50	2.00	1.50
Participants grades 6-8.				
3. Team demonstration.....	6.00	5.00	4.00	3.00
4. Individual demonstrations.....	3.00	2.50	2.00	1.50
Participants grades 9-13.				
5. Team demonstration.....	6.00	5.00	4.00	3.00
6. Individual demonstrations.....	3.00	2.50	2.00	1.50
7. Action Center Activity (2-4 youths working together in showing, constructing, explaining a project. Part of a project area or a 4-H activity). Emphasis is on the doing and answering the questions.....	6.00	5.00	4.00	3.00

Department J-31, Class C - Communications

To be judged face-to-face Wednesday.
 Open to members enrolled in Speaking, Communications and Creative Writing projects.

PREMIUMS OFFERED

Blue.....	2.50	Red.....	2.25
White.....	2.00	Pink.....	1.75

1. A cassette or videotape, 5 to 10 minutes, of you practicing a speech, with a short note describing what you noticed when you listened to or viewed the tape.
2. A photo exhibit, scrapbook, collage or computer document about the things you discovered from a person you interviewed.
3. A poster or collage that illustrates things families can do together instead of watching television.
4. Any other communications project.

Department J-31, Class D - Creative Writing

To be judged face-to-face Wednesday.

Open to members enrolled in Speaking, Communications and Creative Writing projects.

5. A scrapbook or notebook of original poetry including at least one of the following: "found poem," nature poem, cinquaine, "telephone or vertical poem," or any other original poem.
6. An original book review about your favorite book. No more than 3 pages.
7. Any other original creative piece (poem, short story, essay or play). No more than 3 pages.

BOOTHS
DEPARTMENT J-32 - BOOTHS

To be judged Wednesday

Choose Your Own Theme. There Is No Required Theme For All Booths To Follow.

PREMIUMS OFFERED

Blue.....	16.00	Red.....	14.00
White.....	12.00	Pink.....	10.00

Department J-32, Class A - Booths

Open only to organized youth clubs and/or groups, one booth per club. All booths need to be uniform in size, 4 feet wide, 4 feet deep and the sides angle from 1 foot in the front to 3 feet in the back and self-supporting. Youth are expected to make and assemble the booth contents with supervision by adults. It is expected that each club/chapter will have their own booth structure that would be self-supporting, sitting on a table (table provided at fair).

NOTE: Premium will be withheld if booth is not properly cleaned and trash carried outside of youth building. After exhibit is taken out, check with Fair Superintendent for checkout inspection.

SCORECARD FOR BOOTHS

EFFECTIVENESS:

- Is there a definite message geared to a particular audience?.... 15.
 Does it attract attention, hold attention and cause action?..... 15.
 Does it convey the theme effectively?..... 10.
 Is the message brief, yet clear, to viewer?..... 10.

DESIGN:

- Are title, pictures, illustrations, objects and content arranged in a pleasing and logical manner (unity)? Is it balanced, uncluttered and have a center of interest?..... 15.
 Is the use of color used to dominate, others as accent..... 10.
 Good use of color and contrast..... 10.
 Good contrast of letters on background. Enough spacing between lines of lettering. Clean, neat, easy to read letter style. Does size of lettering in title hold more importance than other content lettering?..... 5.

- CREATIVITY**..... 10.
TOTAL:..... 100.
 1. Booth

YOUTH LEADERSHIP/SELF-DETERMINED
DEPARTMENT J-33

YOUTH LEADERSHIP/SELF-DETERMINED

To be judged face-to-face, Wednesday, 12:00 noon-7 p.m.

One Grand Champion and one Reserve Champion will be selected from Communications Exhibits, youth leadership, health science exhibits, and self-determined exhibits.

Members are to mark the fair year on the back of posters in this department.

PREMIUMS OFFERED

Blue.....	\$2.00	Red.....	1.75
White.....	1.50	Pink.....	1.25

Department J-33, Class A

Open to all members in Beginning Leadership Activities.

1. A poster (14"x22") designed to recruit members or promote youth group.
2. A planning calendar or scrapbook showing how you helped in one of these areas:
 - a) project leadership;
 - b) organization leadership;
 - c) activity leadership.
3. A 5-10 minute video of you teaching at a club or project meeting.
4. A written report on how you assisted your organizational leader.

Department J-33, Class B

Open to all members in Intermediate Leadership Activities.

5. A poster (14"x22") designed to recruit members or promote youth group.
6. A planning calendar or scrapbook showing how you helped in one of these areas:
 - a) project leadership;
 - b) organization leadership;
 - c) activity leadership.
7. A 5-10 minute video of you teaching at a club or project meeting.
8. A written report on how you assisted your organizational leader.

Department J-33, Class C

Open to all members in Advanced Leadership Activities.

9. A poster (14"x22") designed to recruit members or promote youth group.
10. A planned and written outline for a series of project meetings in a specific project.
11. A 5-10 minute video or scrapbook of you teaching at a club or project meeting.
12. A written report on how you assisted your organizational leader.
13. A poster (14"x22") showing leadership contributions to a district, county or state event.

Department J-33, Class D - Workforce Readiness

1. Poster or scrapbook describing at least 5 skills or personal traits needed in a potential job interest of yours.
2. Collection of 3-5 news articles exploring future career possibilities. Include explanation of why chosen.

Department J-33, Class E

1. Exhibit in project not listed elsewhere in another department and self-determined project
2. Lost art, such as tating, spinning, soap-making, candle making, carving, whittling, etc

HEALTH & CITIZENSHIP

Department J-34, HEALTH & CITIZENSHIP

To be judged face-to-face, Wednesday, 12:00 noon-7 p.m.

One Grand Champion and one Reserve Champion will be selected from Communications Exhibits, youth leadership, and health science exhibits, and self-determined exhibits.

Members are to mark the fair year on the back of posters in this department.

PREMIUMS OFFERED

Blue.....	1.75	Red.....	1.50
White.....	1.25	Pink.....	1.00

Department J-34, Class A - Health

Reference 4-H Health literature: First Aid in Action (BU 8174), Staying Healthy (BU 8175) and Keeping Fit (BU 8176).

1. Create a poster about germs and/or hand-washing (For ideas: Staying Healthy, BU 8175, pg. 8-9)
2. Physical Activity Inventory. Inventory should be kept for 2 weeks (BU 8175, pg. 26).
3. Interview someone in a health or fitness field; exhibit should be a maximum of 3 pages typed or 10 minutes of video or audiotape.
4. Create at least 6 first-aid cards. You can create your own card design; include information similar to the health literature (First Aid in Action, BU 8174, pg. 30-36).

Department J-34, Class B - International

Unit I.

1. Write a short report (150-200 words) on a country you would like to visit and why.

Unit II.

2. Make a poster on the native costumes of a foreign country.

Unit III.

3. Make a poster on an environmental issue facing the world (such as hunger, global warming, etc.)

Department J-34, Class C - Intergenerational

1. Draw a family tree
2. Interview an older family member or friend about life when they were younger.

Department J-34, Class D - Citizenship

1. Make a poster on the steps used to plan an activity for your community.
2. A letter or picture of what citizenship means to me.

Department J-34, Class E - Service Learning

1. My service learning project journal, photo diary or scrapbook
2. Display or poster of possible solutions to my community's needs and my community project action plan.

CLOVERBUDS

Department J-35, Class A — Cloverbuds

To be judged face to face Wednesday, entry day, 12:00 noon-7 p.m.

Each Cloverbud member is allowed to bring up to four (4) entries.

NO ANIMALS, LARGE OR SMALL.

Each participant will be awarded a ribbon. On entry form, indicate lot number of each entry which will be brought to the fair. Posters should be 14"x22". Photography exhibits should be no larger than 14"x22". Do not use foam board.

1. Sewing exhibit
2. Garden exhibit
3. Nature exhibit (no bird nests or feathers)
4. Craft exhibit
5. Photography exhibit
6. Drawing or painting
7. Any model (car, airplane, legos, wood, etc.)
8. Any other exhibit (no animals)

The Waupaca County Fair Board is Sponsoring a...

Fair Beautification Project

Open to all youth groups

This project is a flower container garden (i.e. Wagon of flowers, or wheelbarrow of flowers or flowers in a half barrel.) This container must be creative and have your club name on it somewhere. (i.e. shovel spade with club name on it)

These Container Gardens are to be brought to the youth building on entry day and will be judged on Thursday. Please check the Container Gardens in at the youth building office by 7:00 pm

No pre-registration required and no entry fee.

Each club entering a container garden will be awarded a cash prize.

These Container Gardens will then be placed around the Fairgrounds to enhance the beauty of the Fair

The Container Gardens will be picked up by the club on Sunday evening. All Container Gardens will be gathered back at the youth building by 6:00 pm on Sunday for pickup. If not picked up by 8:00 pm they may be discarded.



. Waupaca County Fair Officers & Board Members

KAY HILLSKOTTER Fair Manager – Weyauwega

RUSSELL LARSEN President – Weyauwega

WALTER HEISE Vice-President – New London

DAVE JOHNSON Director – Waupaca

RANDY LOEHRKE Director - Waupaca

OLIVIA THOMA Director – Manawa

JUDY PETERSON Director – Scandinavia

LARRY EISENTRAUT Director – Waupaca

NANCY HAMM Director - Scandinavia

WAUPACA COUNTY FAIR MEMBERSHIP

Waupaca County Fair Inc. is a 501 (c)3 organization and membership is open to anyone 18 years or older and does not discriminate against anyone based on race, gender, religion, national origin, sexual orientation, disability or other legally protected classifications.

There are yearly memberships available for purchase and renewal each year between Feb. 1 and Aug. 1 by contacting the fair office at 920-867-3395 or by mail at P.O. Box 191, Weyauwega, WI 54983. Membership shall be

Individual Membership: - (\$40.00) 1 Season Pass

Invitation to annual meeting – Voting rights for the member at the annual meeting each year – Volunteer Opportunities

Family Membership: (\$60.00) 2 Season Passes

Invitation to annual meeting – Voting rights for the purchaser at the annual meeting each year – Volunteer Opportunities

Life Membership: – (\$360.00) 2 Season Passes

Invitation to annual meeting – Voting rights for the member at the annual meeting each year – Volunteer Opportunities

Silver Membership: - (\$125.00) 4 Season Passes

Invitation to annual meeting – Voting rights for the purchaser at the annual meeting each year – Volunteer Opportunities

Gold Membership: - (\$250.00) 6 seasons passes

Invitation to annual meeting – Voting rights for the purchaser at the annual meeting each year – Volunteer Opportunities

ONE CHECK-IN FORM
 PER SPECIES OF ANIMAL
 PER EXHIBITOR

Exhibitor Last Name _____
 First Name _____
 Club _____

WAUPACA COUNTY FAIR ANIMAL ID & VET CHECK INFORMATION

(Please photocopy if you need more copies of this form or print additional copies)
 This form must accompany your animals upon arrival at the Waupaca County Fair
 (This completed form will be required for each load at the livestock entry gate on entry date.
 Animals will be checked by the superintendents or vet.)

Premises ID No. _____ Date: _____
 Farm Name _____
 Exhibitor Name _____ Phone No _____
 Address _____

*Load No. _____ Of _____ Loads. Number of animals on the load _____
 *If more than one load is brought to the Fairgrounds.

ONE CHECK-IN FORM PER SPECIES OF ANIMALS PER EXHIBITOR

Type of Animal	Breed	Sex	Age	Type of Identification	Identification

Junior Fair / Open Class (circle one)

Please complete this form as you load your animals to reduce waiting. This completed form will be required for each load at the unloading area. Superintendents and vets will check in animals in this area only.

Review animal health rules and attach copies of the vet inspection certificates (when required) and/or test papers as they must be kept on file at the Waupaca County Fair per Department of Agricultural, Trade & Consumer Protection rules and regulations. Certificate copies will not be returned to exhibitors.

 Exhibitor/Hauler
 Checked in by:

 Date

 County Fair Superintendent or

 Date

 County Fair Veterinarians

 Date

Lil' Shaver Show Buds- Chicken/Rabbits

This is an excellent opportunity to get youngsters started in showing chickens/rabbits. This non-competitive showmanship will take place on Friday, at approximately 3:00 p.m. at the Waupaca County Fair.

Rules

1. ShowBuds will show chickens/rabbits provided at the fair.
2. Classes will be divided by age. All participants must be between the ages of 4-9 (or 'up to' junior fair eligibility).
3. Children need to have a parent/guardian, older sibling, or a junior chicken/rabbit shower with them when they are showing.
4. Pre-registered youth will be given a complimentary T-shirt to wear while they are showing. Youth registering at the fair may be given a T-shirt depending on availability.
5. Children will experience handling the chicken/rabbit and demonstrating the basic showmanship skills. The "judge" will ask each exhibitor a question or two related to the exhibitor and the chicken/rabbit. Examples include the following: What is your name? What is the chicken/rabbit's name? How old is your chicken/rabbit? How much does your chicken/rabbit weigh? What does your chicken/rabbit eat? Do you like showing at the fair?
6. Pre-registered youth will receive a gift bag, but there will be no rankings or cash prizes.

If you have any questions on this new opportunity for youth, please contact any of the following:

Randy Loehrke – (920) 407-2348

Larry Eisentraut – (715) 258-2623


Russ Montgomery – (715) 258-2627

Stephanie Loehrke – (920) 407-2349

James & Karin Cartwright (920) 420-6020

To Enter Fill out the registration below, and return form to:

Stephanie Loehrke
N7290 29th Drive
Waupaca, WI 54981



Return By: August 6th

Please Print

Child's Name: _____ Age: _____ **Lil' Shaver Show Buds**

Address: _____ City: _____ Zip: _____

Phone#: (____) ____ - _____ e-mail: _____

T-Shirt size: _____ (Youth or Adult circle one)

I hereby agree not to hold the "Waupaca County Fair Association" responsible for any injury to my child or chicken/rabbit.

(Signature of parent or guardian) _____ (date) _____

Lil' Shaver Show Buds- Pig

This is an excellent opportunity to get youngsters started in showing pigs. This non-competitive showmanship open to any youth interested and will take place on Friday at approximately 2:30 pm at the Waupaca County Fair

Rules

1. ShowBuds will show pigs provided at the fair.
2. Classes will be divided by age. All participants must be between the ages of 4 – 9 (or 'up to' junior fair eligibility).
3. Children need to have a parent/guardian, older sibling or junior hog shower at ringside or in the ring when the child and the pig are in the ring.
4. Pre-registered youth will be given a complimentary T-shirt to wear while they are showing. Youth registering at the fair may be given a T-shirt depending on availability.
5. Children will experience handling the pig and demonstrating the basic showmanship skills. The "judge" will ask each exhibitor a question or two related to the exhibitor and the pig. Examples include the following:
What is your name? What is the pig's name? How old is your pig?
How much does your pig weight? What does your pig eat? Do you like showing at the fair?
6. Pre-registered youth will receive a gift bag, but there will be no rankings or cash prizes.

If you have any questions on this new opportunity for youth, please contact any of the following:

Randy Loehrke – (920) 407-2348

Brian Zirbel – (920) 596-1577

Blaine Hanson – (920) 867-3770


Jim Magolski – (920) 851-4724

Larry Eisentraut – (715) 258-2623

Orin Zirbel – (920) 596-2172

Dave & Carol Magolski – (920) 982-5155

Stephanie Loehrke – (920) 407-2349



To Enter Fill out the registration below, and return form to:

Stephanie Loehrke
N 7290 29th Drive
Waupaca, WI 54981

Return By: August 6th

Please Print

Child's Name: _____ Age: _____ **Lil' Shaver Show Buds**

Address: _____ City: _____ Zip: _____

Phone#: (____) _____ - _____ e-mail: _____

T-Shirt size: _____ (Youth or Adult circle one)

I hereby agree not to hold the "Waupaca County Fair Association" responsible for any injury to my child or pig.

(Signature of parent or guardian) _____ (date) _____ -

Lil' Shaver Show Buds- Goats

This is an excellent opportunity to get youngsters started in showing goats. This non-competitive showmanship will take place on Saturday following the goat show at the Waupaca County Fair.

Rules

1. ShowBuds will show goats provided at the fair.
2. Classes will be divided by age. All participants must be between the ages of 4-9 (or 'up to' junior fair eligibility).
3. Children need to have a parent/guardian, older sibling, or a junior goat shower at ringside or in the ring when the child and the goat are in the ring.
4. Pre-registered youth will be given a complimentary T-shirt to wear while they are showing. Youth registering at the fair may be given a T-shirt depending on availability.
5. Children will experience handling the goat and demonstrating the basic showmanship skills. The "judge" will ask each exhibitor a question or two related to the exhibitor and the goat. Examples include the following: What is your name? What is the goat's name? How old is your goat? How much does your goat weigh? What does your goat eat? Do you like showing at the fair?
6. Pre-registered youth will receive a gift bag, but there will be no rankings or cash prizes.

If you have any questions on this new opportunity for youth, please contact any of the following:

Randy Loehrke – (920) 407-2348

Larry Eisentraut – (715) 258-2623

Nancy Bowen- (920) 244-7797

Nichol Lettmann – (920) 850-1796


Erin Ferg – (920) 407-0444

To Enter Fill out the registration below, and return form to:

Stephanie Loehrke

N7290 29th Drive

Waupaca, WI 54981



Return By: August 6th

Please Print

Child's Name: _____ Age: _____

Lil' Shaver Show Buds

Address: _____ City: _____ Zip: _____

Phone#: (____) _____ - _____ e-mail: _____

T-Shirt size: _____ (Youth or Adult circle one)

I hereby agree not to hold the "Waupaca County Fair Association" responsible for any injury to my child or goat.

(Signature of parent or guardian) _____ (date) _____ -

Lil' Shaver Show Buds- Calf

This is an excellent opportunity to get youngsters started in showing cattle. This non-competitive showmanship will take place on Thursday at approximately 3:00 p.m. at the Waupaca County Fair.

Rules

1. ShowBuds may show a calf already at the fair, or may bring their own calf between 2:00 and 2:30 p.m. on Thursday. Calves can be tied along the southeast corner of the show ring.
2. All animals must be in good health and follow all health regulations (as stated in the fair book). **Participants must fill out the Waupaca County Fair Animal ID & Vet check Information Form** (found in the fair book). This form needs to accompany the calf at the fair on Thursday.
3. Calves need to be born between March 1st and August 1st
4. Classes will be divided by age. All participants must be between the ages of 4 – 9 (or 'up to' junior fair eligibility).
5. Children need to have a parent/guardian or older sibling at ringside or in the ring when the child and the calf are in the ring.
6. Pre-registered youth will be given a complimentary T-shirt to wear while they are showing.
7. Calves need to be clean, but not necessarily clipped.
8. Children will experience handling the calf and demonstrating the basic showmanship skills. The "judge" will ask each exhibitor a question or two related to the exhibitor and the calf. Examples include the following:
What is your name? What is the Calf's name? How old is your calf?
How much does your calf weight? What does your calf eat? Do you like showing at the fair?
9. Pre-registered youth will receive a gift bag, but there will be no rankings or cash prizes.

If you have any questions on this new opportunity for youth, please contact any of the following:

Randy Loehrke – (920) 407-2348

Larry Eisentraut – (715) 258-2623

Sandy Cordes – (608) 604-0077

Connie Peterson – (715) 824-2714

Blaire & Kathy Sawall – (715) 823-5620

Ruth Trinrud – (715) 467-3228



To Enter Fill out the registration below, and return form to: **Sandy Cordes**
E291 Emmons Creek Rd.
Waupaca, WI 54981
e-mail: scordes@manawa.k12.wi.us

Return by: August 6th

(Please Print)

Child's Name: _____ Age: _____ **Lil' Shaver Show Buds**

Address: _____ City: _____ Zip: _____

Phone#: (____) _____ - _____ e-mail: _____

T-Shirt size: _____ (Youth or Adult circle one)

Please Check one: I will be bringing
a calf on Thursday

I will be using a calf already
at the fair, and I will make
arrangements.

I will need help
finding a calf for
this contest.

Date calf was born: _____

Farm Name: _____ Premise ID #: _____

I hereby agree not to hold the "Waupaca County Fair Association" responsible for any injury to my child or calf.

(Signature of parent or guardian) _____ (date) _____

Lil' Shaver Show Buds- Sheep

This is an excellent opportunity to get youngsters started in showing sheep. This non-competitive showmanship will take place on Friday, at approximately 2:00 p.m. at the Waupaca County Fair.

Rules

1. ShowBuds may show sheep already at the fair or may bring their own sheep between 1:00 & 1:30 p.m. on Friday.
2. All animals must be in good health, and follow all health regulations (as stated in the fair book). **Participants must fill out the Waupaca County Fair Animal ID & Vet Check Information Form** (found in the fair book). This form needs to accompany the sheep at the fair on Friday.
3. If needed, classes will be divided by age. All participants must be between the ages of 4 – 9 (or 'up to' junior fair eligibility).
4. Children need to have a parent/guardian, older sibling at ringside or in the ring when the child and the sheep are in the ring.
5. Pre-registered youth will be given a complimentary T-shirt to wear while they are showing.
6. Sheep need to be clean, but not necessarily shorn.
7. Children will experience handling the sheep and demonstrating the basic showmanship skills. The "judge" will ask each exhibitor a question or two related to the exhibitor and the sheep.
8. Pre-registered youth will receive a gift bag, but there will be no rankings or cash prizes.

If you have any questions on this new opportunity for youth, please contact any of the following:

Randy Loehrke – (920) 407-2348

Brian Loehrke – (920) 570-1073

Mark & Kay Suehs – (920) 538-2711

Brian & Diana Suehs – (920) 596-2032

Jen Erb – (715) 347-2711


Larry Eisentraut – (715) 258-2623

Bill Gonwa – (920) 867-3882

Dick & Grace Piechowski – (715) 258-2757

Bill & Holly Keough- (920) 596-1931

Stephanie Loehrke – (920) 407-2349



To Enter Fill out the registration below, and return form to:

Stephanie Loehrke
N7290 29th Drive
Waupaca, WI 54981

Return By: August 6th

Please Print

Child's Name: _____ Age: _____ **Lil' Shaver Show Buds**

Address: _____ City: _____ Zip: _____

Phone#: (____) _____ - _____ e-mail: _____

T-Shirt size: _____ (Youth or Adult circle one)

Please check one: I will be bringing a sheep on Friday I will be using a sheep already at the fair, and I will make arrangement. I will need help finding a sheep for this contest

Date sheep was born: _____

Farm name: _____ Premise ID#: _____

I hereby agree not to hold the "Waupaca County Fair Association" responsible for any injury to my child or Sheep

(Signature of parent or guardian) _____ (Date) _____

(Signature of parent or guardian) _____ (date) _____ -